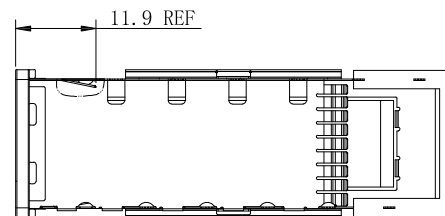
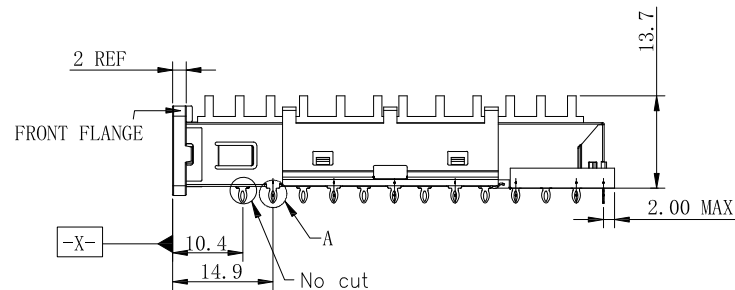
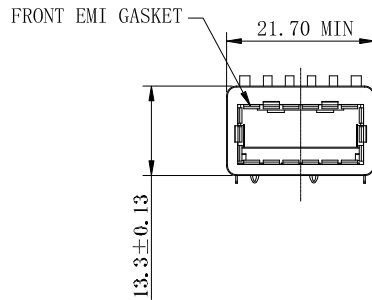
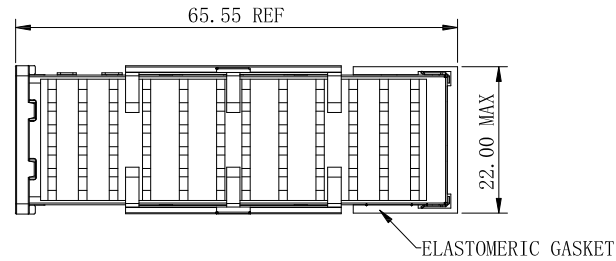
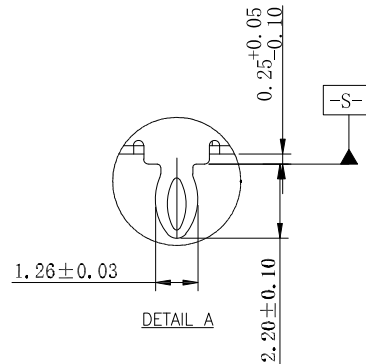


APPROVED: _____
 DATE: _____ TITLE: _____

Rev	AWO #	Description	Date	Appr
-		RELEASED	5/28/21	



SPECIFICATIONS:

Material:
 Cage: Copper Alloy
 Electrometric Gasket: Conductive Rubber
 Cage Rear EMI Gasket: Conductive Foam
 Front Flange: Zinc Alloy, Nickel plated
 Front EMI Gasket: Copper Alloy, Matte Tin over Nickel underplate overall
 Heat Sink Clip: Copper Alloy
 Heat Sink: Aluminum, Nickel plated
 Temperature Rating:
 Operating temperature: -40°C to +85°C
 Environmental:
 Lead free, RoHS compliant



UNLESS OTHERWISE SPECIFIED ALL DIMENSIONS ARE MILLIMETERS. TOLERANCES: EXCEPT AS NOTED		
mm	Angles ±2°	
.X ± .25		
.XX ± .13		
.XXX ± .10		
DRAWN	WX	5/28/21
CHECKED	RC	5/28/21
APPROVED		
THIS DRAWING CONTAINS INFORMATION THAT IS PROPRIETARY AND SHOULD NOT BE USED WITHOUT PRIOR WRITTEN PERMISSION FROM ADAM TECH		

ADAM TECH	909 Rahway Avenue, Union, NJ 07083 Phone: 908-687-5000 Fax: 908-687-5710	
	TITLE 10 GIGABIT SMALL FORM FACTOR CAGE, 1PORT DIP TYPE, PRESS FIT, EMI CLIP W/ GASKET, W/ HEAT SINK	
SIZE X	PART NO. XFC-1-CS2-EMI-PF-HSK	REV. -
REF: S00005C	SCALE: NTS	SHEET 1 OF 3

6

5

4

3

2

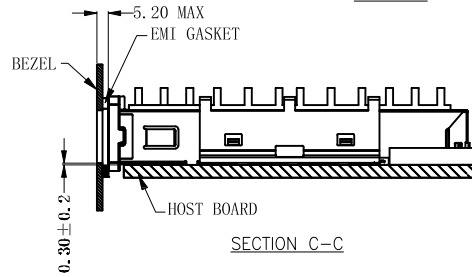
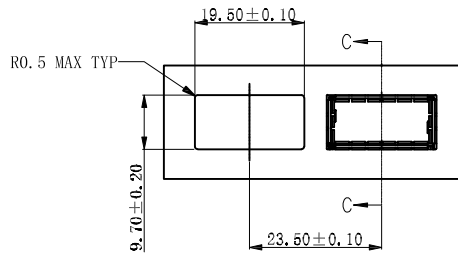
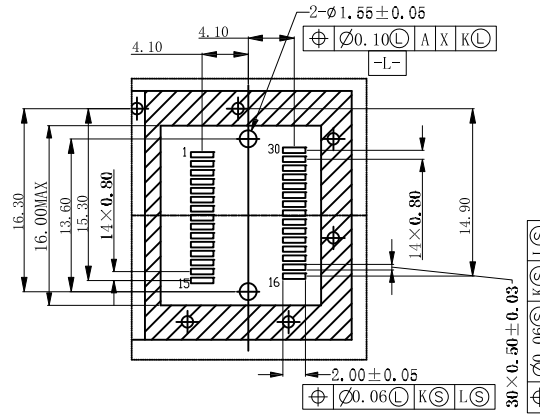
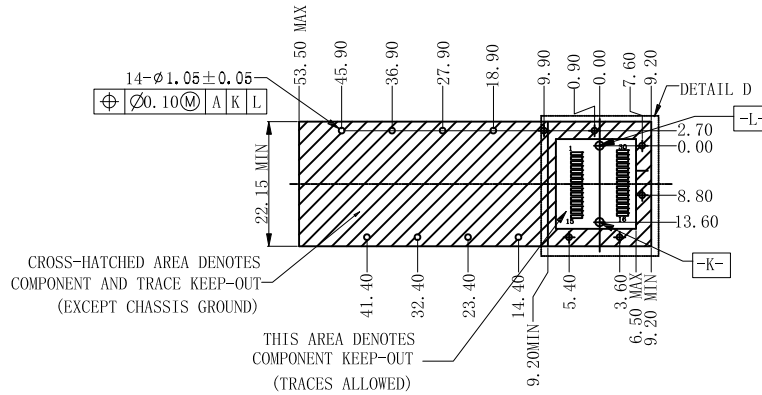
1

APPROVED: _____

DATE: _____ TITLE: _____

Rev	AWO #	Description	Date	Appr
-----	-------	-------------	------	------

SEE SHT 1 OF 3 FOR REVISION



UNLESS OTHERWISE SPECIFIED ALL DIMENSIONS ARE MILLIMETERS. TOLERANCES: EXCEPT AS NOTED

mm	Angles
.X ± .25	± 2°
.XX ± .13	
.XXX ± .10	

**ADAM
TECH**

909 Rahway Avenue,
Union, NJ 07083
Phone: 908-687-5000
Fax: 908-687-5710

DRAWN	WX	5/28/21
CHECKED	RC	5/28/21
APPROVED		

TITLE
10 GIGABIT SMALL FORM FACTOR CAGE, 1PORT
DIP TYPE, PRESS FIT, EMI CLIP W/ GASKET, W/ HEAT SINK

THIS DRAWING CONTAINS INFORMATION THAT IS PROPRIETARY AND SHOULD NOT BE USED WITHOUT PRIOR WRITTEN PERMISSION FROM ADAM TECH

SIZE	PART NO.	REV.
X	XFC-1-CS2-EMI-PF-HSK	-

REF: S00005C	SCALE: NTS	SHEET 2 OF 3
--------------	------------	--------------

6

5

4

3

2

1

6 5 4 3 2 1

APPROVED: _____
 DATE: _____ TITLE: _____

Rev	AWO #	Description	Date	Appr
SEE SHT 1 OF 3 FOR REVISION				

CROSS-HATCHED AREA DENOTES COMPONENT AND TRACE KEEP-OUT (EXCEPT CHASSIS GROUND)

THIS AREA DENOTES COMPONENT KEEP-OUT (TRACES ALLOWED)

SECTION D-D

UNLESS OTHERWISE SPECIFIED ALL DIMENSIONS ARE MILLIMETERS. TOLERANCES: EXCEPT AS NOTED

mm	Angles
.X ± .25	± 2°
.XX ± .13	
.XXX ± .10	

DRAWN	WX	5/28/21
CHECKED	RC	5/28/21
APPROVED		

THIS DRAWING CONTAINS INFORMATION THAT IS PROPRIETARY AND SHOULD NOT BE USED WITHOUT PRIOR WRITTEN PERMISSION FROM ADAM TECH

ADAM TECH

909 Rahway Avenue,
 Union, NJ 07083
 Phone: 908-687-5000
 Fax: 908-687-5710

TITLE	10 GIGABIT SMALL FORM FACTOR CAGE, 1PORT DIP TYPE, PRESS FIT, EMI CLIP W/ GASKET, W/ HEAT SINK	
SIZE	PART NO.	REV.
X	XFC-1-CS2-EMI-PF-HSK	-
REF: S00005C	SCALE: NTS	SHEET 3 OF 3

6 5 4 3 2 1