

Miniature 0201 MLV

Multilayer Ceramic Transient Voltage Suppressors

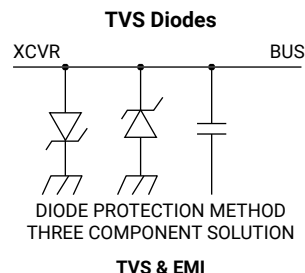
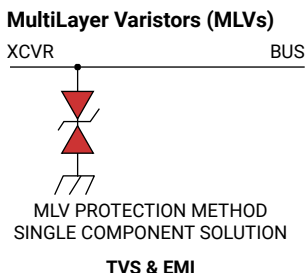
ESD Protection for any Circuit with Board Space Constraints



GENERAL DESCRIPTION

AVX 0201 Multi-Layer Varistors are designed for circuits where board space is a premium. 0201 MLV offer bi-directional ESD protection in the smallest package available today. The added advantage is EMI/RFI attenuation. 0201 MLV can replace 2 diodes and the EMC capacitor for a one chip solution.

The miniature size and one chip solution team to offer designers the best in ESD protection and EMI filtering in one ultra compact device.



GENERAL CHARACTERISTICS

- Operating Temperature: -55°C to +125°C
- Working Voltage: 3.5Vdc - 16Vdc
- Case Size: 0201

APPLICATIONS

- Cell phone
- PDA
- Camera modules
- Embedded components
- Hearing aid
- Any circuit with space constraints

FEATURES

- Capacitance 15pF to 150pF
- Low VB Version
- Bi-Directional protection
- Fastest response time to ESD strikes
- Multi-strike capability
- Ultra compact 0201 case size

HOW TO ORDER

VC ├ Varistor Clamp	AS ├ Automotive Series	0201 ├ Chip Size 0201	09 ├ Working Voltage 09 = 9V	V ├ Energy Rating V = 0.02J	300 ├ Capacitance 300 = 32V	W ├ Package W = 7" 10kpcs	P ├ Termination P = Ni Barrier/ 100% Sn (matte)
------------------------------	---------------------------------	-----------------------------------	--	---	--------------------------------------	---------------------------------------	---



Part Number	V _w (DC)	V _w (AC)	V _B	V _c	I _{vc}	I _L	E _T	I _p	Cap
VC020103V101WP	3.5	2.0	4.76 min 8.84 max	14max	1	50	0.02	10	100pF ±30%
VC020103V121WP	3.5	2.0	4.76 min 8.84 max	14max	1	50	0.02	10	125pF ±30%
VC020103V151WP	3.5	2.0	4.76 min 8.84 max	14max	1	50	0.02	10	150pF ±30%
VC020105T150WP	5.6	4.0	10.0 min 15.6 max	35max	1	50	0.01	2	15pF ±30%
VC020105T330WP	5.6	4.0	10.0 min 15.6 max	35max	1	50	0.01	4	33pF ±30%
VC020105T500WP	5.6	4.0	10.0 min 15.6 max	35max	1	50	0.01	5	50pF ±30%
VC020105T101WP	5.6	4.0	10.0 min 15.6 max	35max	1	50	0.01	5	100pF ±30%
VC020105V101WP	5.6	4.0	6.4 min 9.6 max	17max	1	50	0.02	4	100pF ±30%
VC020107V101WP	7.0	5.6	9.6 min 14.4 max	20max	1	50	0.02	5	100pF ±30%
VC020116T150WP	16	11	21.7 min 29.3 max	45max	1	50	0.01	1	15pF ±30%

V_w(DC) DC Working Voltage [V]
V_w(AC) AC Working Voltage [V]
V_B Breakdown Voltage [V @ 1mA DC]
V_c Clamping Voltage [V @ I_{vc}]
I_{vc} Test Current for VC [A, 8x20μS]

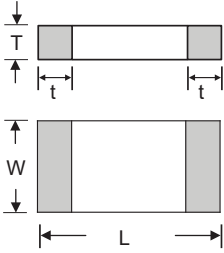
I_L Maximum leakage current at the working voltage [μA]
E_T Transient Energy Rating [J, 10x1000μS]
I_p Peak Current Rating [A, 8x20μS]
Cap Capacitance [pF] @ 1KHz specified and 0.5VRMS

Miniature 0201 MLV

Multilayer Ceramic Transient Voltage Suppressors ESD Protection for any Circuit with Board Space Constraints

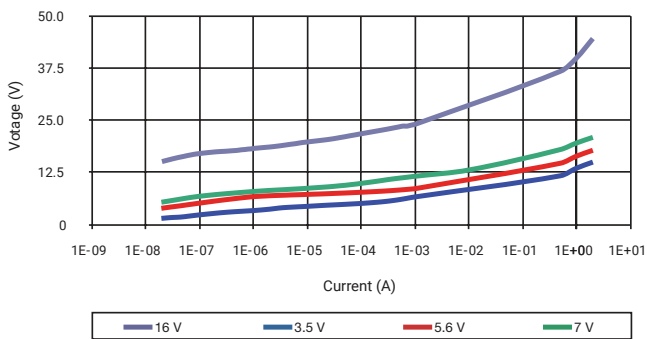


PHYSICAL DIMENSIONS¹: mm (inches)

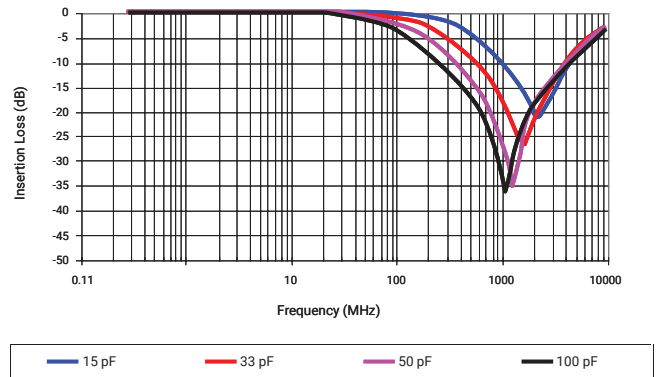


Size (EIA)	Length (L)	Width (W)	Max Thickness (T)	Terminal
0201	0.60±0.03 (0.024±0.001)	0.30±0.03 (0.011±0.001)	0.33 max. (0.013 max.)	0.15±0.05 (0.006±0.002)

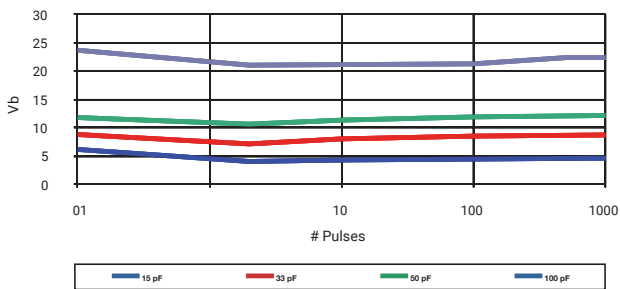
VOLTAGE/CURRENT CHARACTERISTICS



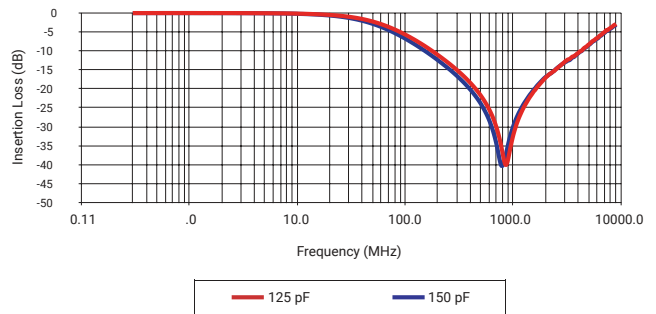
TRANSMISSION CHARACTERISTICS 5.6VDC



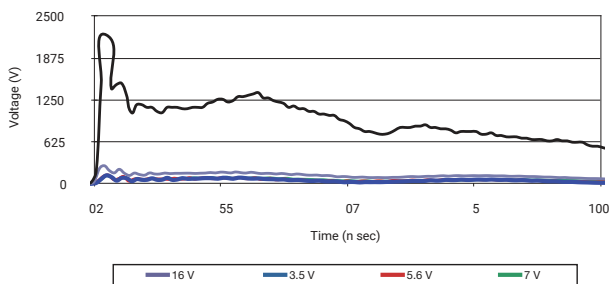
TYPICAL 8 KV ESD PERFORMANCE (150pF / 300ohm IEC Network)



3.5VDC



8 kV CONTACTED ESD PULSE 1 Mohm Input (150pF / 300ohm IEC Network)



16Vdc

