

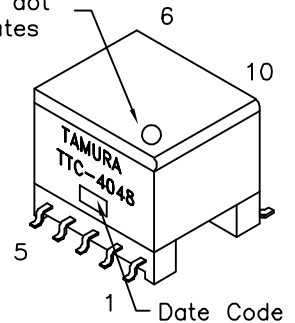
REV. Status
 PRELIMINARY
 04/25/00 MP

ADSL transformer designed for use with Centillium IC chip G-L21SC04 (CO Side)

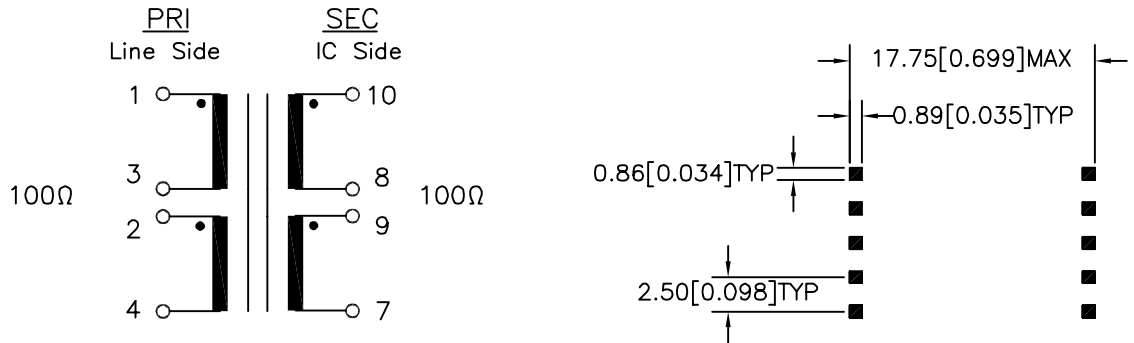
MODEL NUMBER
TTC-4048

- A. Electrical Specifications (@ 25°C)
1. Primary (Line side) Impedance; 100Ω
 2. Secondary (IC side) Impedance; 100Ω
 3. Frequency Response; ±0.5dB @ 100KHz to 1.1MHz, 0dBm
 4. Insertion Loss; 0.5dB MAX @ 100KHz, 0dBm
 5. Longitudinal Balance; 40dB MIN @ 30KHz to 1.1MHz, 0dBm
 6. Primary Open Circuit Inductance; 440μH ±5% @ 10KHz, 0.1Vrms
Measured (1-4) with 2 and 3 shorted
 7. Leakage Inductance; 5μH MAX @ 100KHz, 0.1Vrms
Measured (1-4) with 2 & 3, 8 & 9 and 7 & 10 shorted
 8. Total Harmonic Distortion; -85dB MAX @ 40KHz
 9. DC Resistance; (1-4)=1.0Ω MAX, with 2 & 3 shorted
(7-10)=1.0Ω MAX, with 8 & 9 shorted
 10. Turns Ratio; (1-4):(7-10)=1:1.00±2%
2 & 3, and 8 & 9 shorted
 11. Dielectric Strength; 1875Vrms 1 second @ Pri to Sec

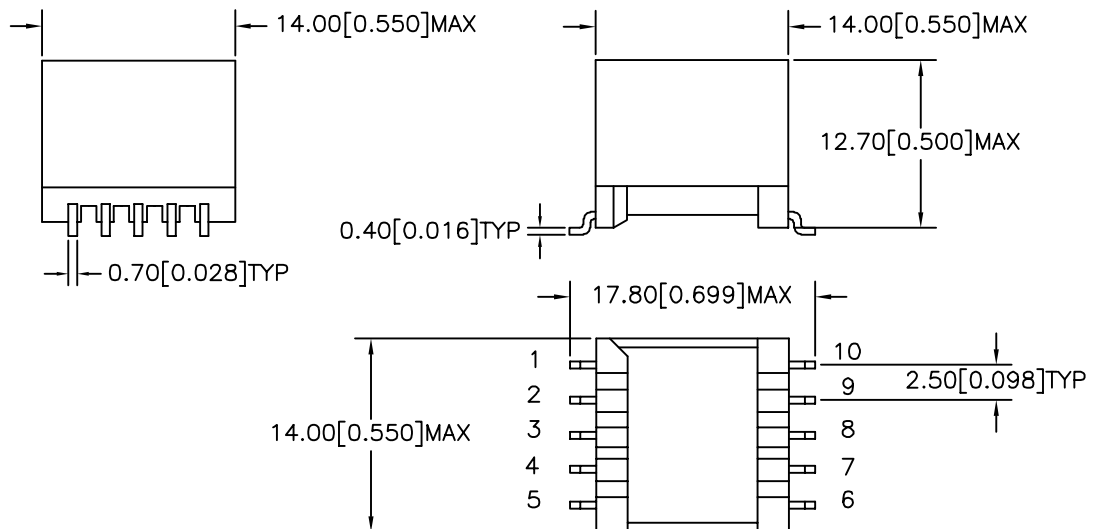
White dot indicates
 Pin 1



- B. Marking; TTC-4048, TAMURA, date code and country of origin
 C. Safety; Complies with UL1950 3rd Edition and IEC950
 D. Schematic;



E. Mechanical Specifications;



PREPARED BY:

D. Rund

ENGINEER:

M. Pitchai

QUALITY CONTROL:

APPROVED:

J. Coleman

DWG CONTROL NO.
 P-A1-12471
 ACAD\TTC\A1124711.DWG

REV
PRE

ADSL
 TRANSFORMER

TTC-4048

MODEL SPECIFICATION

CONTENTS OF THIS DRAWING ARE
 SUBJECT TO CHANGE WITHOUT
 PRIOR NOTICE

TAMURA CORPORATION OF AMERICA
 43352 BUSINESS PARK DRIVE, TEMECULA, CA. 92590-6624
 (909) 699-1270 FAX 9096769482

DIM: mm(In) SCL: 2/1 SH: 1 OF 1

PROPRIETARY NOTICE: THIS DRAWING PRINT OR DOCUMENT AND SUBJECT MATTER DISCLOSED HEREIN ARE PROPRIETARY ITEMS TO WHICH TAMURA
 RETAINS THE EXCLUSIVE RIGHT OF DISSEMINATION, REPRODUCTION, MANUFACTURE AND SALE. THIS DRAWING, PRINT OR DOCUMENT IS SUBMITTED IN
 CONFIDENCE FOR CONSIDERATION BY THE RECIPIENT ALONE UNLESS PERMISSION FOR FURTHER DISCLOSURE IS EXPRESSLY GRANTED IN WRITING.