

103169-6 ✓ ACTIVE

AMPMODU | AMPMODU Headers


TE Internal #: 103169-6

PCB Mount Header, Vertical, Board-to-Board, 16 Position, 2.54 mm
[.1 in] Centerline, Fully Shrouded, Gold, Through Hole - Solder,
AMPMODU Headers

[View on TE.com >](#)



Connectors > PCB Connectors > PCB Headers & Receptacles



PCB Connector Assembly Type: **PCB Mount Header**

PCB Mount Orientation: **Vertical**

Connector System: **Board-to-Board**

Number of Positions: **16**

Number of Rows: **2**

Features

Product Type Features

PCB Connector Assembly Type	PCB Mount Header
Connector System	Board-to-Board
Header Type	Fully Shrouded
Connector & Contact Terminates To	Printed Circuit Board

Configuration Features

Connector Contact Load Condition	Fully Loaded
PCB Mount Orientation	Vertical
Number of Positions	16
Number of Rows	2
Board-to-Board Configuration	Parallel

Electrical Characteristics

Insulation Resistance	5000 M Ω
Dielectric Withstanding Voltage (Max)	750 Vrms

Body Features

Connector Profile	Standard
Primary Product Color	Black

Contact Features

Mating Square Post Dimension	.64 mm[.025 in]
------------------------------	-----------------



PCB Contact Termination Area Plating Material Thickness	2.54 – 5.08 μm [100 – 200 μin]
Contact Shape & Form	Square
Contact Underplating Material	Nickel
PCB Contact Termination Area Plating Material	Tin-Lead
Contact Base Material	Phosphor Bronze
Contact Mating Area Plating Material	Gold
Contact Mating Area Plating Material Thickness	.762 μm [30 μin]
Contact Type	Pin
Contact Current Rating (Max)	3 A

Termination Features

Square Termination Post & Tail Dimension	.64 mm[.025 in]
Termination Post & Tail Length	3.18 mm[.125 in]
Termination Method to Printed Circuit Board	Through Hole - Solder

Mechanical Attachment

Mating Retention	With
Mating Retention Type	Detent Window
Mating Alignment	With
Mating Alignment Type	Polarization
PCB Mount Retention	Without
PCB Mount Alignment	Without
Connector Mounting Type	Board Mount

Housing Features

Centerline (Pitch)	2.54 mm[.1 in]
Housing Material	Thermoplastic

Dimensions

Row-to-Row Spacing	2.54 mm[.1 in]
PCB Thickness (Recommended)	1.4 mm[.055 in]

Usage Conditions

Housing Temperature Rating	Standard
Operating Temperature Range	-65 – 105 $^{\circ}\text{C}$ [-85 – 221 $^{\circ}\text{F}$]

Operation/Application

Circuit Application	Signal
---------------------	--------



Industry Standards

Agency/Standard	CSA
Approved Standards	CSA LR7189, UL E28476
UL Flammability Rating	UL 94V-0

Packaging Features

Packaging Quantity	176
Packaging Type	Tray

Product Compliance


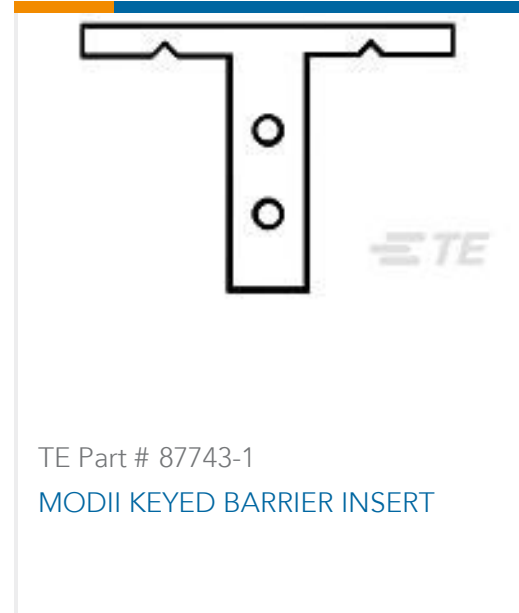
[For compliance documentation, visit the product page on TE.com>](#)

EU RoHS Directive 2011/65/EU	Not Compliant
EU ELV Directive 2000/53/EC	Not Compliant
China RoHS 2 Directive MIIT Order No 32, 2016	Restricted Materials Above Threshold
EU REACH Regulation (EC) No. 1907/2006	Current ECHA Candidate List: JUNE 2023 (235) Candidate List Declared Against: JAN 2022 (223) SVHC > Threshold: Pb (40% in Component Part) Article Safe Usage Statements: Do not eat, drink or smoke when using this product. Wash thoroughly after handling. Recycle if possible and dispose of the article by following all applicable governmental regulations relevant to your geographic location.
Halogen Content	Low Halogen - Br, Cl, F, I < 900 ppm per homogenous material. Also BFR/CFR/PVC Free
Solder Process Capability	Wave solder capable to 240°C


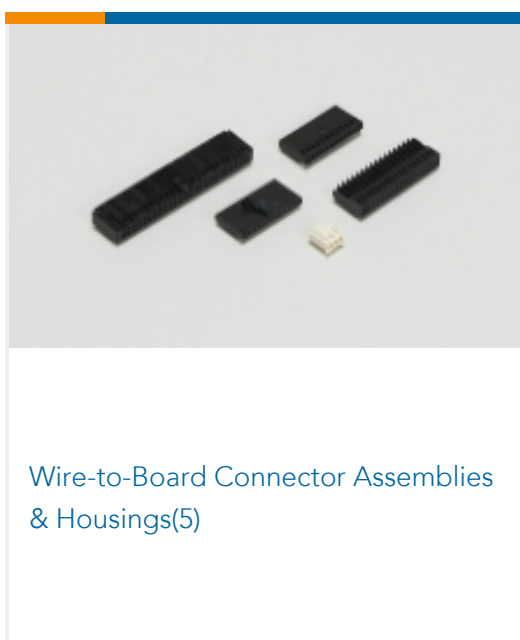

Product Compliance Disclaimer

This information is provided based on reasonable inquiry of our suppliers and represents our current actual knowledge based on the information they provided. This information is subject to change. The part numbers that TE has identified as EU RoHS compliant have a maximum concentration of 0.1% by weight in homogenous materials for lead, hexavalent chromium, mercury, PBB, PBDE, DBP, BBP, DEHP, DIBP, and 0.01% for cadmium, or qualify for an exemption to these limits as defined in the Annexes of Directive 2011/65/EU (RoHS2). Finished electrical and electronic equipment products will be CE marked as required by Directive 2011/65/EU. Components may not be CE marked. Additionally, the part numbers that TE has identified as EU ELV compliant have a maximum concentration of 0.1% by weight in homogenous materials for lead, hexavalent chromium, and mercury, and 0.01% for cadmium, or qualify for an exemption to these limits as defined in the Annexes of Directive 2000/53/EC (ELV). Regarding the REACH Regulation, the information TE provides on SVHC in articles for this part number is based on the latest European Chemicals Agency (ECHA) 'Guidance on requirements for substances in articles' posted at this URL: <https://echa.europa.eu/guidance-documents/guidance-on-reach>

Compatible Parts



Also in the Series | AMPMODU Headers




Customers Also Bought




TE Part #8-36160-1
TERMINAL,PIDG R 16-14 10



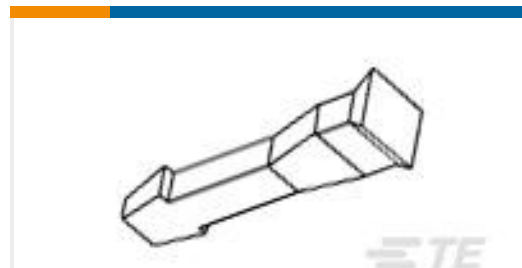
TE Part #20009605-22
FX29K0-100A-0050-L



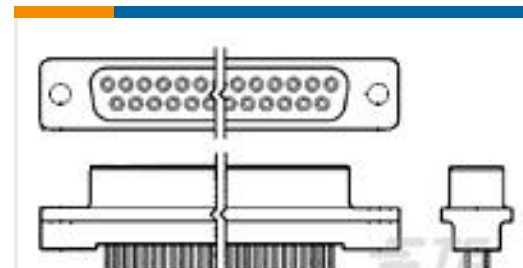
TE Part #5-103168-3
10 MODII HDR DRST SHRD .100CL



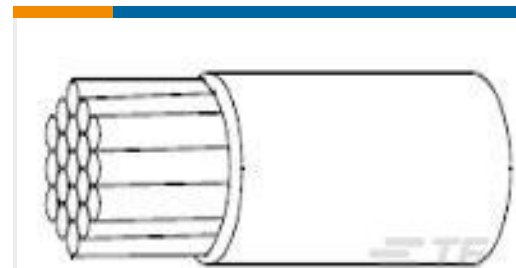
TE Part #87631-9
14 MODIV HSG COMP DR .100 POL



TE Part #102188-1
MOD II KEYING PLUG



TE Part #5207826-3
HD-20 RCPT 9P VERT



TE Part #216073-000
55A0111-24-1



TE Part #3-1623720-1
CCR2 120K 10%



TE Part #216029-000
55A0111-24-4



TE Part #1-1617817-2
HFW4A1201S29 = HFW 4A RELAY

Documents

Product Drawings

[16 MODII HDR DRST SHRD .100CL](#)

English

CAD Files

Customer View Model

[ENG_CVM_CVM_103169-6_N.2d_dxf.zip](#)

English

3D PDF

3D

Customer View Model

[ENG_CVM_CVM_103169-6_N.3d_igs.zip](#)

English

Customer View Model

[ENG_CVM_CVM_103169-6_N.3d_stp.zip](#)

English

By downloading the CAD file I accept and agree to the [Terms and Conditions](#) of use.

Product Specifications



Product Specification

English

Product Environmental Compliance

Product Compliance

English

Product Compliance

English