

787170-7 ✓ ACTIVE

AMPLIMITE | AMPLIMITE 0.50 Series

TE Internal #: 787170-7

PCB D-Sub Connectors, Receptacle, Cable-to-Board, 68 Position,
1.27 mm [.05 in] Centerline, 2 Row, Standard Profile, AMPLIMITE
0.50 Series

[View on TE.com >](#)



Connectors > D-Shaped Connectors > D-Sub Connectors > PCB D-Sub Connectors > D-Sub Receptacle Assembly: Right Angle, 1.27mm



Connector & Housing Type: **Receptacle**

Connector System: **Cable-to-Board**

Number of Positions: **68**

Centerline (Pitch): **1.27 mm [.05 in]**

Number of Rows: **2**

[All D-Sub Receptacle Assembly: Right Angle, 1.27mm \(74\)](#)

Features

Product Type Features

Shell Material Configuration	Full Metal Shell
Connector & Housing Type	Receptacle
Connector System	Cable-to-Board
Connector & Contact Terminates To	Printed Circuit Board

Configuration Features

Number of Positions	68
Number of Rows	2
PCB Mount Orientation	Right Angle

Body Features

Assembly Process Feature Material	Copper Alloy
Shell Plating Finish	Bright
Shell Plating Material	Nickel over Copper



Primary Product Color	Black
-----------------------	-------

Connector Profile	Standard
-------------------	----------

Contact Features

	30 μin
--	--------

Contact Mating Area Plating Material	Gold or Gold Flash over Palladium Nickel
--------------------------------------	--

Contact Underplating Material	Palladium Nickel
-------------------------------	------------------

PCB Contact Termination Area Plating Material	Tin-Lead, Tin-Lead over Nickel
---	--------------------------------

Contact Base Material	Phosphor Bronze
-----------------------	-----------------

Contact Current Rating (Max)	1 A
------------------------------	-----

Termination Features

Rectangular Termination Post & Tail Thickness	.3 mm[.011 in]
---	----------------

Rectangular Termination Post & Tail Width	.41 mm[.016 in]
---	-----------------

Termination Post & Tail Length	2.54 mm[.1 in]
--------------------------------	----------------

Termination Method to Printed Circuit Board	Through Hole - Solder
---	-----------------------

Mechanical Attachment

Assembly Process Feature Plating Material	Tin-Lead over Nickel
---	----------------------

Mounting Feature Plating Material	Nickel over Copper
-----------------------------------	--------------------

Mounting Feature Material	Zinc
---------------------------	------

	.109 in
--	---------

Mating Alignment	Without
------------------	---------

PCB Mount Alignment	Without
---------------------	---------

PCB Mount Retention	With
---------------------	------

PCB Mount Retention Type	Boardlock
--------------------------	-----------

Mating Retention	Without
------------------	---------

Connector Mounting Type	Board Mount
-------------------------	-------------

Housing Features

Shell Material	Carbon Steel
----------------	--------------

Housing Material	Thermoplastic
------------------	---------------

Centerline (Pitch)	1.27 mm[.05 in]
--------------------	-----------------

Dimensions

PCB Thickness (Recommended)	1.57 mm[.062 in]
-----------------------------	------------------

Row-to-Row Spacing	2.54 mm[.1 in]
--------------------	----------------



Usage Conditions

Operating Temperature Range	-55 – 105 °C[-67 – 221 °F]
-----------------------------	----------------------------

Operation/Application

Shielded	Yes
Circuit Application	Signal

Industry Standards

Approved Standards	UL E28476
UL Flammability Rating	UL 94V-0

Packaging Features

Packaging Quantity	8
Packaging Method	Tube

Product Compliance

[For compliance documentation, visit the product page on TE.com>](#)

EU RoHS Directive 2011/65/EU	Not Compliant
EU ELV Directive 2000/53/EC	Not Compliant
China RoHS 2 Directive MIIT Order No 32, 2016	Restricted Materials Above Threshold
EU REACH Regulation (EC) No. 1907/2006	Current ECHA Candidate List: JUNE 2023 (235) Candidate List Declared Against: JUL 2021 (219) SVHC > Threshold: Pb (13% in Component part) Article Safe Usage Statements: Do not eat, drink or smoke when using this product. Wash thoroughly after handling. Recycle if possible and dispose of the article by following all applicable governmental regulations relevant to your geographic location.
Halogen Content	Not Yet Reviewed for halogen content
Solder Process Capability	Not lead free process capable

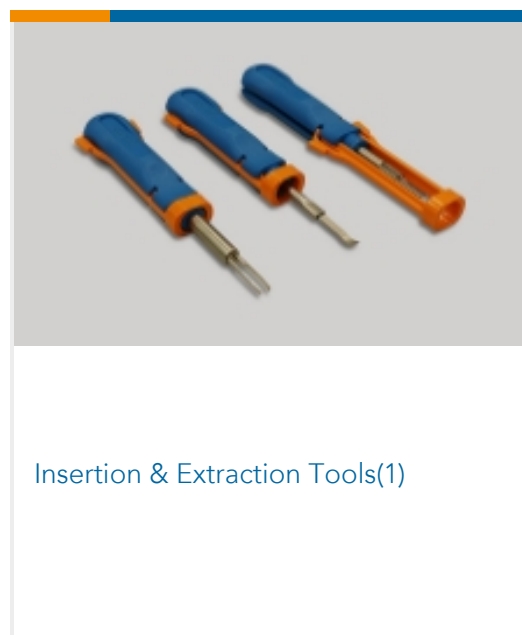
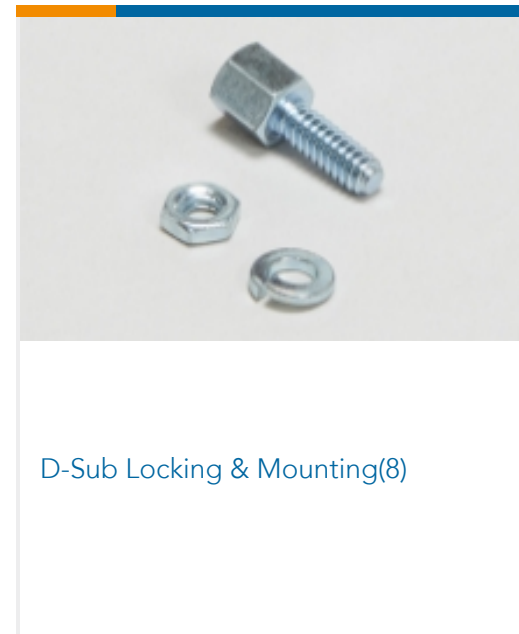

Product Compliance Disclaimer

This information is provided based on reasonable inquiry of our suppliers and represents our current actual knowledge based on the information they provided. This information is subject to change. The part numbers that TE has identified as EU RoHS compliant have a maximum concentration of 0.1% by weight in homogenous materials for lead, hexavalent chromium, mercury, PBB, PBDE, DBP, BBP, DEHP, DIBP, and 0.01% for cadmium, or qualify for an exemption to these limits as defined in the Annexes of Directive 2011/65/EU (RoHS2). Finished electrical and electronic equipment products will be CE marked as required by Directive 2011/65/EU. Components may not be CE marked. Additionally, the part numbers that TE has identified as EU ELV compliant have a maximum concentration of 0.1% by weight in homogenous materials for lead, hexavalent chromium, and mercury, and 0.01% for cadmium, or qualify for an exemption to these limits as defined in the Annexes of Directive 2000/53/EC (ELV). Regarding the REACH Regulation, the information TE provides on SVHC in articles for this part number is based on the latest European Chemicals Agency (ECHA) 'Guidance on requirements for substances in articles' posted at this URL: <https://echa.europa.eu/guidance-documents/guidance-on-reach>

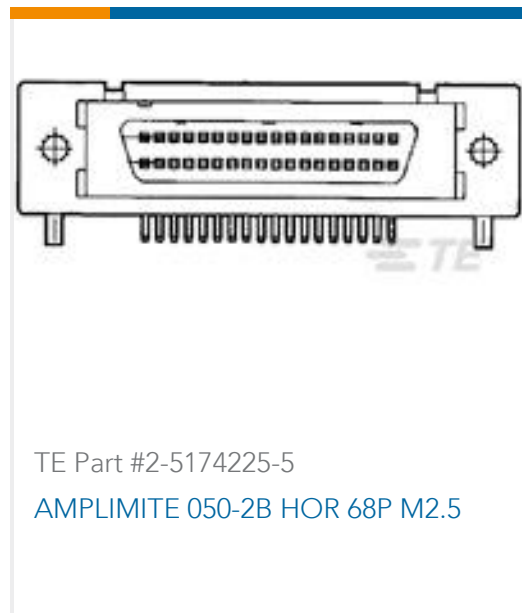
Compatible Parts

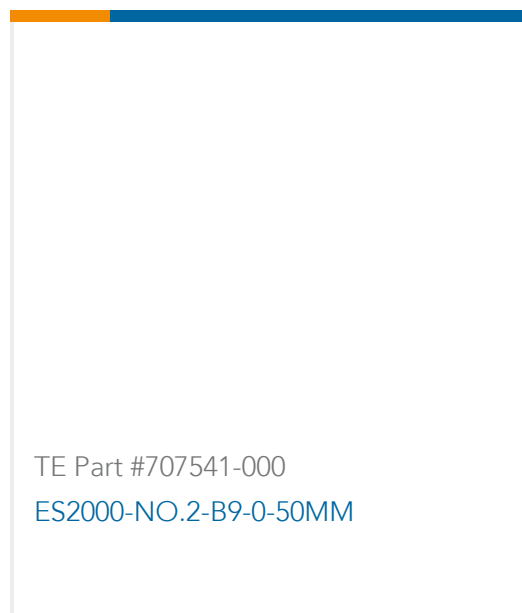
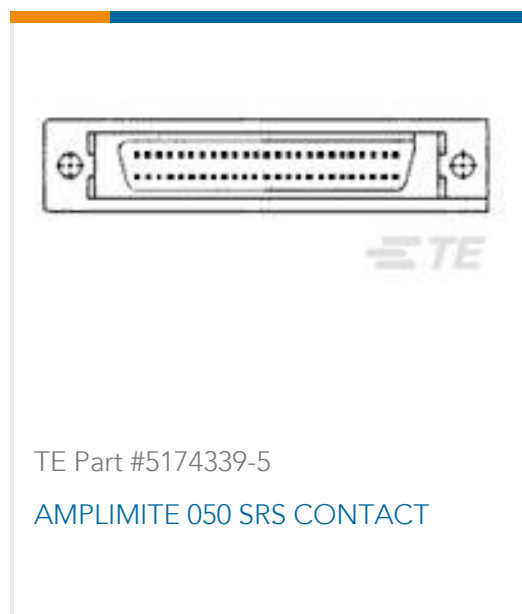


Also in the Series | AMPLIMITE 0.50 Series



Customers Also Bought





Documents

Product Drawings

[68 50SR R/A RCPT ASSY,REDESIGN](#)

English

CAD Files

[3D PDF](#)

3D

Customer View Model

[ENG_CVM_CVM_787170-7_R.2d_dxf.zip](#)

English

Customer View Model

[ENG_CVM_CVM_787170-7_R.3d_igs.zip](#)

English

Customer View Model

[ENG_CVM_CVM_787170-7_R.3d_stp.zip](#)

English

By downloading the CAD file I accept and agree to the [Terms and Conditions](#) of use.

Product Specifications

[Application Specification](#)

English

Product Environmental Compliance

[TE Material Declaration](#)

English

Agency Approvals

[UL](#)

787170-7

PCB D-Sub Connectors, Receptacle, Cable-to-Board, 68 Position, 1.27 mm [.05 in]
Centerline, 2 Row, Standard Profile, AMPLIMITE 0.50 Series



English