THIS DRAWING IS UNPUBLISHED. RELEASED FOR PUBLICATION -,- .
© COPYRIGHT - By - ALL RIGHTS RESERVED.

LOC	DIST
AD	25

REVISIONS

P	LTR	DESCRIPTION	DATE	DWN	APVD
	H	REVISED PER ECO-13-010625	27JUL13	KH	RP

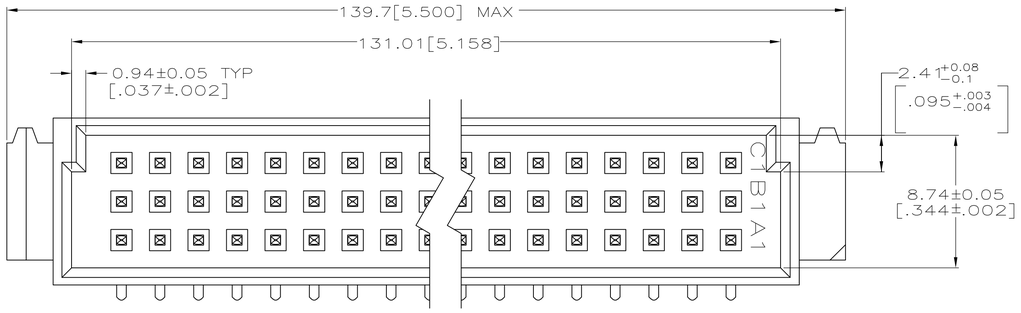

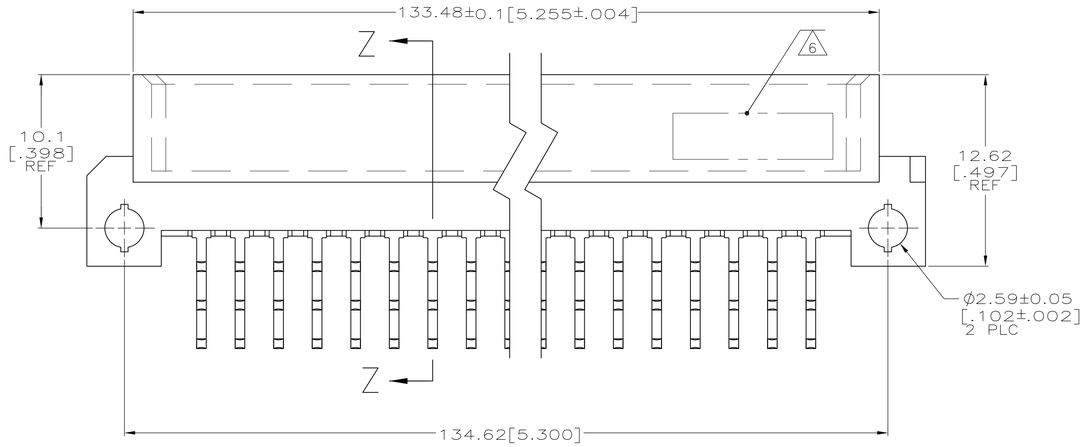

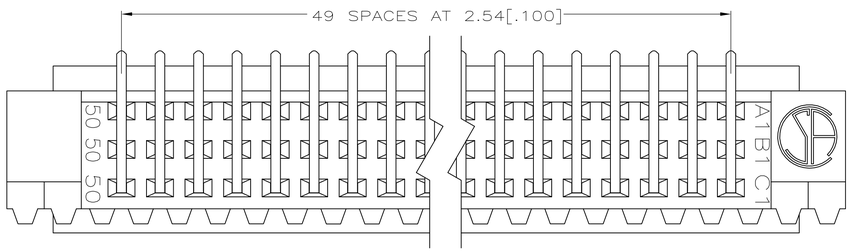

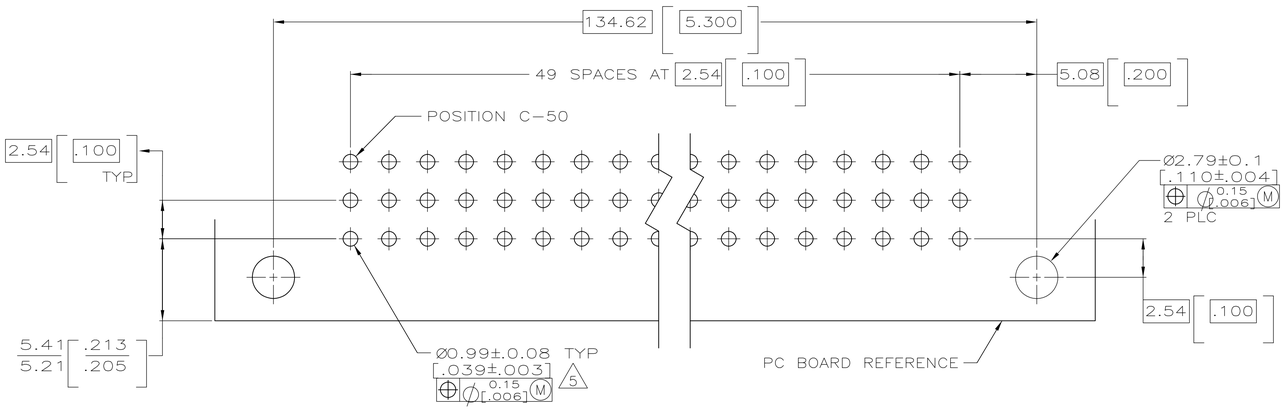

PC BOARD LAYOUT

1. HOUSING MATERIAL: GLASS-FILLED POLYESTER. COLOR: GRAY.
2. POST MATERIAL: BRASS.
3. POST FINISH: DIN 41612 CLASS 3 IN CONTACT AREA. TIN-LEAD PLATE ON POSTS.
4. POST FINISH: DIN 41612 CLASS 2 IN CONTACT AREA. TIN PLATE ON POSTS.
5. RECOMMENDED HOLE SIZE FOR MANUAL APPLICATION OF CONNECTOR ONTO PC BOARD.
6. PART NUMBER, DATE CODE MARKED THIS APPROXIMATE AREA.
7. MARKING ON THIS SIDE.

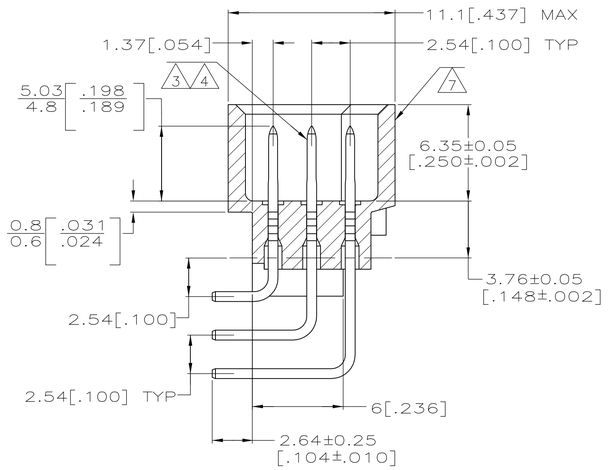

SECTION Z-Z

REFERENCE FAMILY DRAWING 650473
FOR ALL TYPE C HEADER OFFERINGS

OBSOLETE	3	1-50	X	X	X	150	650907-9
	4	1-50	X	X	X	150	650907-5
NOTES		POSITIONS LOADED	ROWS LOADED C	B	A	NO. OF LOADED POSITION	ASSY PART NUMBER

THIS DRAWING IS A CONTROLLED DOCUMENT.

DIMENSIONS: mm [INCHES]

TOLERANCES UNLESS OTHERWISE SPECIFIED:
0 PLC ± –
1 PLC ± –
2 PLC ± –
3 PLC ± 0.13[.005]
4 PLC ± –
ANGLES ± –

MATERIAL
HOUSING: 1
POST: 2

FINISH
POST: 3 4

DWN L. BRINER 2/13/91
CHK D.C. RUBENDALL 3/22/91
APVD D.C. RUBENDALL 3/22/91

PRODUCT SPEC —
APPLICATION SPEC —
WEIGHT —

TE Connectivity

NAME PIN ASSEMBLY, EUROCARD, TYPE C

SIZE	CAGE CODE	DRAWING NO	RESTRICTED TO
A1	00779	C-650907	—

CUSTOMER DRAWING | SCALE 5:1 | SHEET 1 OF 1 | REV H