

Small Signal Product

Low VF SMD Schottky Barrier Diode

FEATURES

- Low power loss, high current capability, low VF
- Surface mount device type
- Moisture sensitivity level (MSL): 1
- Packing code with suffix "G" means green compound (halogen-free)



SOD-723F



MECHANICAL DATA

- Case: Flat lead SOD-723F small outline plastic package
- Terminal: Matte tin plated, lead free, solderable per MIL-STD-202, Method 208 guaranteed
- High temperature soldering guaranteed : 260°C/10s
- Polarity: Indicated by cathode band
- Weight: 0.847 ± 0.5 mg
- Marking Code: F

MAXIMUM RATINGS AND ELECTRICAL CHARACTERISTICS (T _A =25°C unless otherwise noted)			
PARAMETER	SYMBOL	VALUE	UNIT
Reverse Voltage	V _R	30	V
Mean Forward Current	I _{F(AV)}	0.1	A
Non-Repetitive Peak Forward Surge Current (8.3ms)	I _{FSM}	0.5	A
Junction Temperature	T _J	125	°C
Storage Temperature Range	T _{STG}	-40 to +125	°C

PARAMETER	SYMBOL	MIN	MAX	UNIT
Forward Voltage I _F = 10 mA	V _F	-	0.45	V
Reverse Leakage V _R = 10 V	I _R	-	0.50	µA

Small Signal Product

RATINGS AND CHARACTERISTICS CURVES

($T_A=25^\circ\text{C}$ unless otherwise noted)

Fig. 1 Forward Characteristics

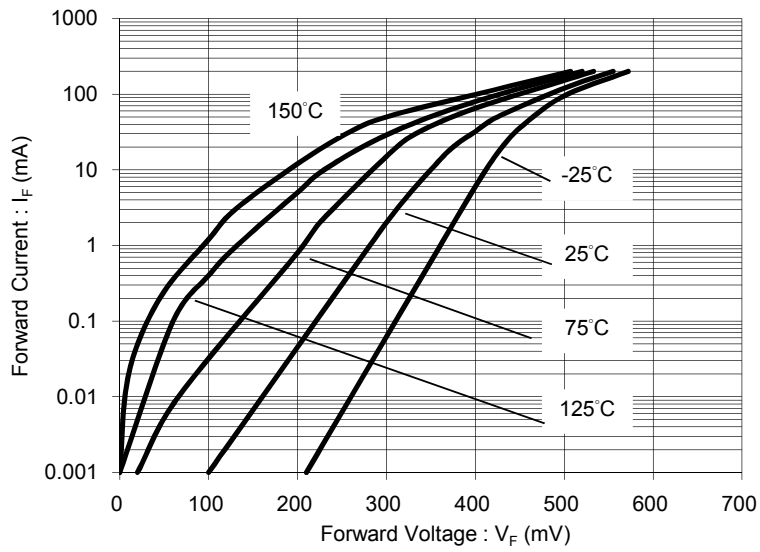


Fig. 2 Reverse Characteristics

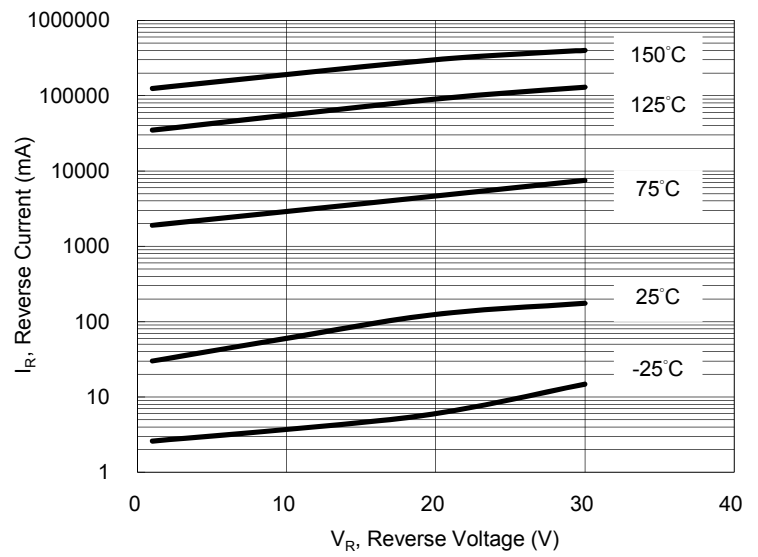
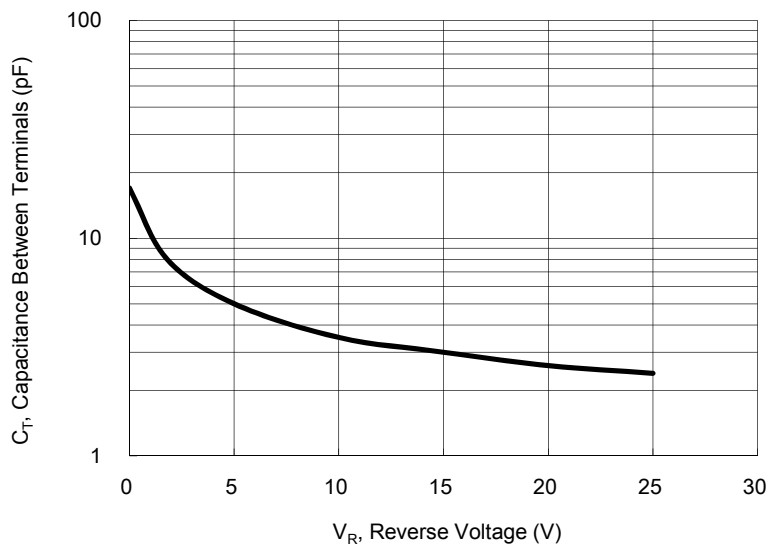


Fig. 3 Capacitance Between Terminals Characteristics



Small Signal Product

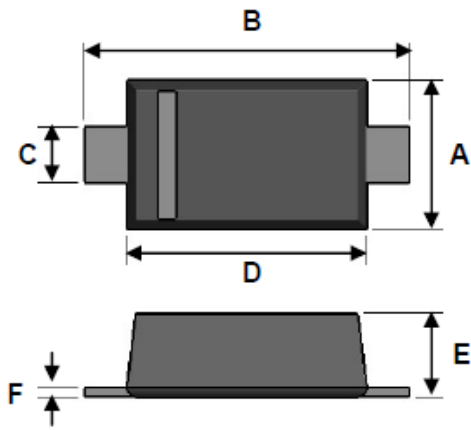
ORDERING INFORMATION					
PART NO.	PART NO. SUFFIX (Note 1)	PACKING CODE	PACKING CODE SUFFIX	PACKAGE	PACKING
RB520G-30	-xx	RL	G	SOD-723F	5,000 / 7" Reel

Note 1: Part No. Suffix „-xx “ would be used for special requirement

EXAMPLE					
PREFERRED P/N	PART NO.	PART NO. SUFFIX	PACKING CODE	PACKING CODE SUFFIX	DESCRIPTION
RB520G-30 RL	RB520G-30		RL		Multiple manufacture source
RB520G-30 RLG	RB520G-30		RL	G	Multiple manufacture source Green compound
RB520G-30-B0 RLG	RB520G-30	-B0	RL	G	Define manufacture source Green compound

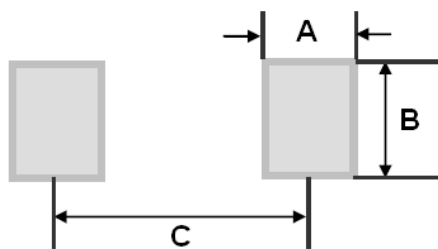
Small Signal Product

PACKAGE OUTLINE DIMENSIONS



DIM.	Unit (mm)		Unit (inch)	
	Min	Max	Min	Max
A	0.500	0.700	0.020	0.028
B	1.300	1.500	0.051	0.059
C	0.230	0.350	0.009	0.014
D	0.900	1.100	0.035	0.043
E	0.470	0.625	0.019	0.025
F	0.050	0.150	0.002	0.006

SUGGEST PAD LAYOUT



DIM.	Unit (mm)	Unit (inch)
	Typ.	Typ.
A	0.50	0.020
B	0.80	0.031
C	1.10	0.043

Small Signal Product

Notice

Specifications of the products displayed herein are subject to change without notice. TSC or anyone on its behalf, assumes no responsibility or liability for any errors or inaccuracies.

Information contained herein is intended to provide a product description only. No license, express or implied, to any intellectual property rights is granted by this document. Except as provided in TSC's terms and conditions of sale for such products, TSC assumes no liability whatsoever, and disclaims any express or implied warranty, relating to sale and/or use of TSC products including liability or warranties relating to fitness for a particular purpose, merchantability, or infringement of any patent, copyright, or other intellectual property right.

The products shown herein are not designed for use in medical, life-saving, or life-sustaining applications. Customers using or selling these products for use in such applications do so at their own risk and agree to fully indemnify TSC for any damages resulting from such improper use or sale.