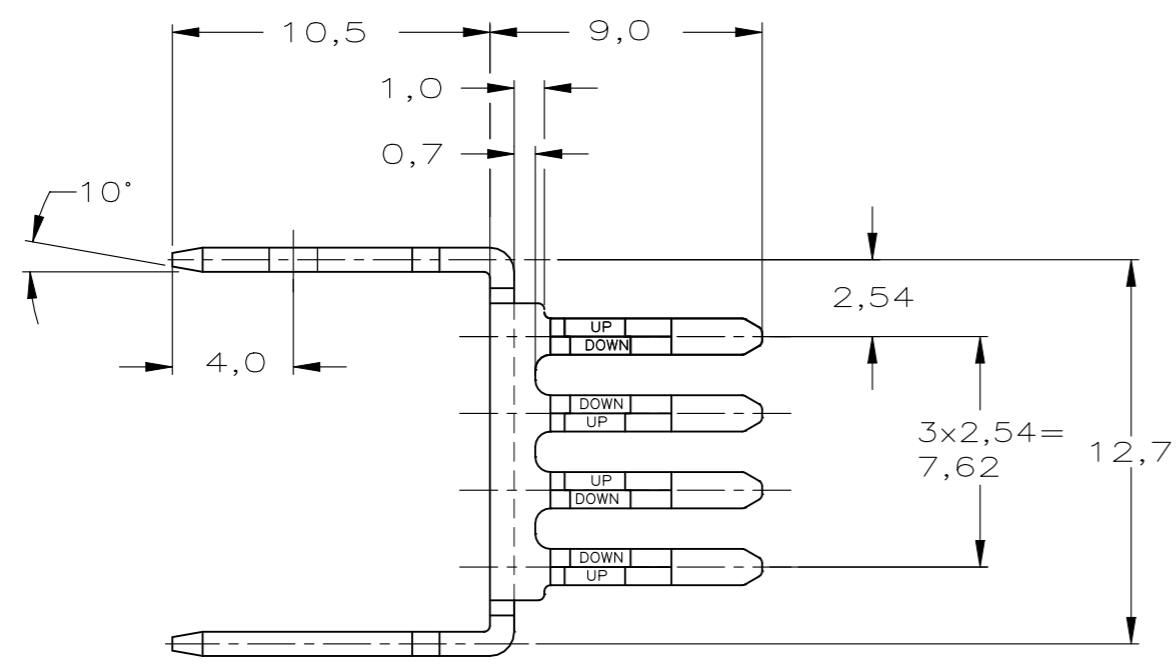


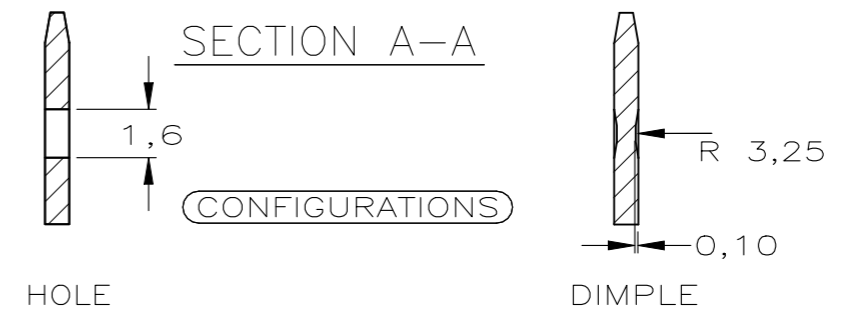
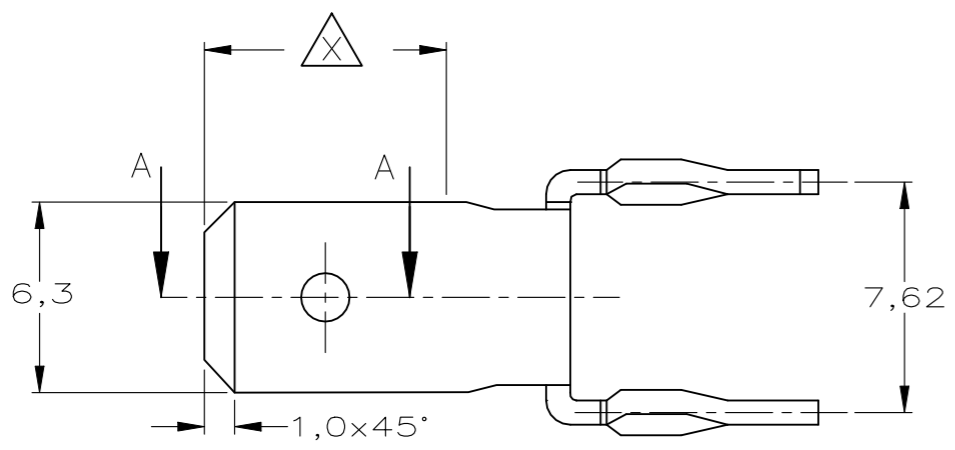
THIS DRAWING IS UNPUBLISHED. RELEASED FOR PUBLICATION
 © COPYRIGHT BY TYCO ELECTRONICS CORPORATION. ALL RIGHTS RESERVED.

LOC	DIST	REVISIONS			
P	LTR	DESCRIPTION	DATE	DWN	APVD
AA	00	B1	REVISED PER ECO-09-024927	09NOV09	KK AEG
		B2	REVISED PER ECR-21-117381	15OCT21	ML SH



NOTES:

- ① PHOSPHORBRONZE.
- ② AT AREA ④ 5,0 μm MATTE TIN MIN., UNDERCOATING 1,25μm NI MIN.
- ③ 5,0 μm MATTE TIN MIN. ALL OVER, UNDERCOATING 1,25μm NI MIN.
- ④ QUANTITY PER PACKAGE 2000 PCS.
- ⑤ OBSOLETE PARTS: OBSOLETE CIS STREAMLINING PER D.RENAUD/D.SINISI



⑤ SUPERSEDED BY 167892-7	DIMPLE	④②	①	1-5167892-2-
	HOLE	②	①	5167892-7-
	HOLE	③	①	5167892-6-
	-			-
	DIMPLE	③	①	5167892-3
	DIMPLE	②	①	5167892-2-
	CONFIGURATION	FINISH	MATERIAL	PART NUMBER

PLATED THROUGH HOLE SPECIFICATION	
DRILLED HOLE	1,70 ±0,03
Cu- THICKNESS	20-70 μm
Sn-THICKNESS	0.5-4 μm
FINISHED HOLE	1,60 ^{+0.05} / _{-0.05}
FINISHED HOLE (AFTER REFLOW)	1,60 ^{+0.08} / _{-0.08}

THIS DRAWING IS A CONTROLLED DOCUMENT.		DWN 05-05-05 J. ALCORTA - DOCK5		Tyco Electronics Corporation Harrisburg, PA 17105-3608	
DIMENSIONS: mm		CHK 05-05-05 A. FRANTUM		NAME	
TOLERANCES UNLESS OTHERWISE SPECIFIED:		APVD 05-05-05 S. FLICKINGER		8 POS. POWER TAP LINKING TERMINAL WITH ACTION PIN	
0 PLC ± -		PRODUCT SPEC		SIZE	
1 PLC ± 0.5		APPLICATION SPEC		CAGE CODE	
2 PLC ± 0.30		WEIGHT		DRAWING NO	
3 PLC ± 0.100		CUSTOMER DRAWING		RESTRICTED TO	
4 PLC ± -		SCALE -		SHEET 1 OF 1	
ANGLES ± -		REVISIONS		REV B2	
FINISH		A3 00779		G-5167892	
SEE TABLE		SEE TABLE			