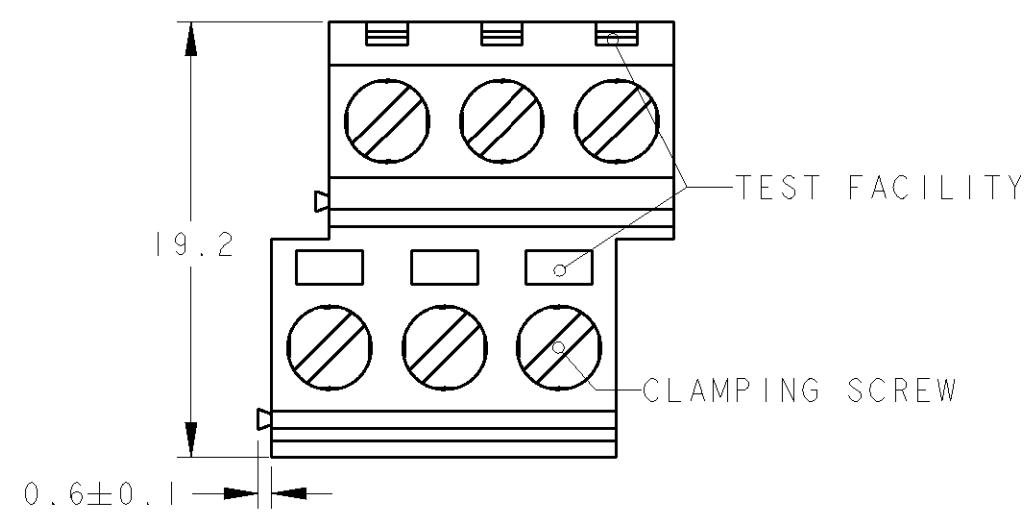
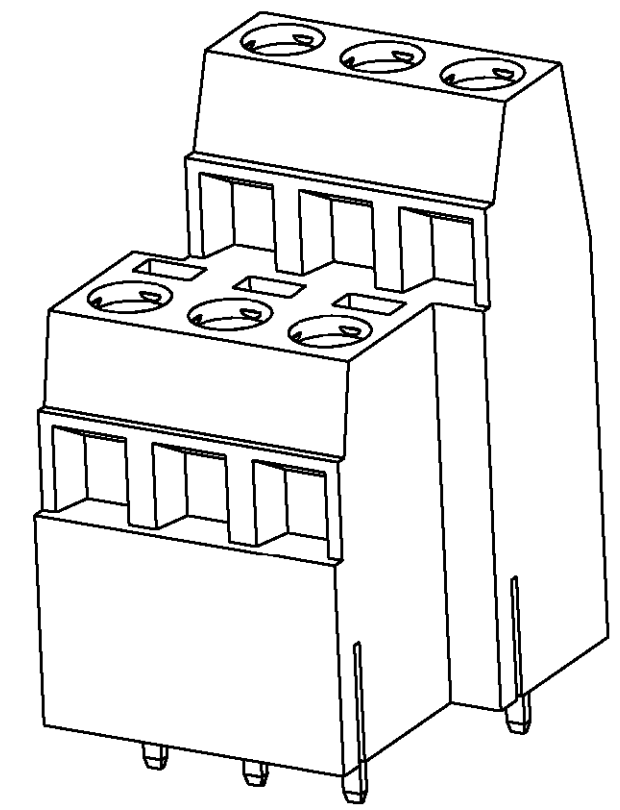


THIS DRAWING IS UNPUBLISHED. RELEASED FOR PUBLICATION 20
 © COPYRIGHT 20 BY TYCO ELECTRONICS CORPORATION. ALL RIGHTS RESERVED.

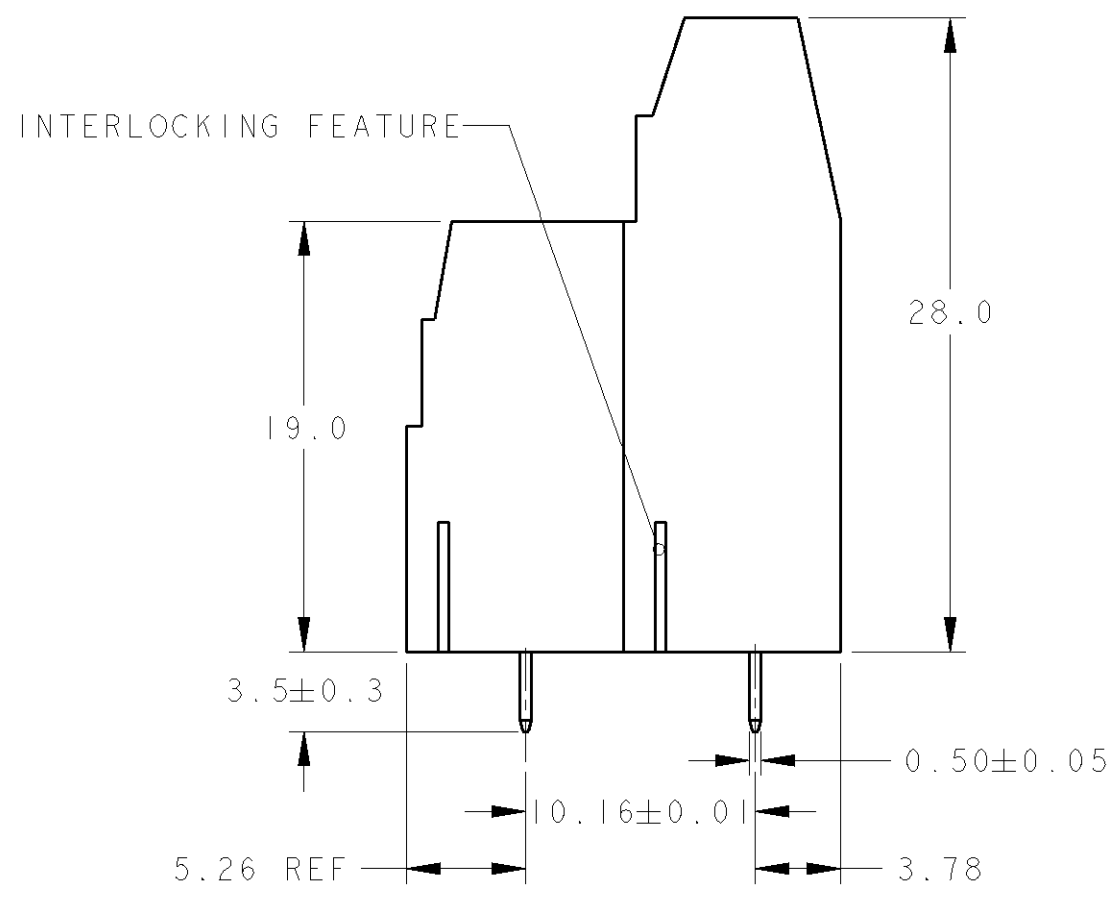
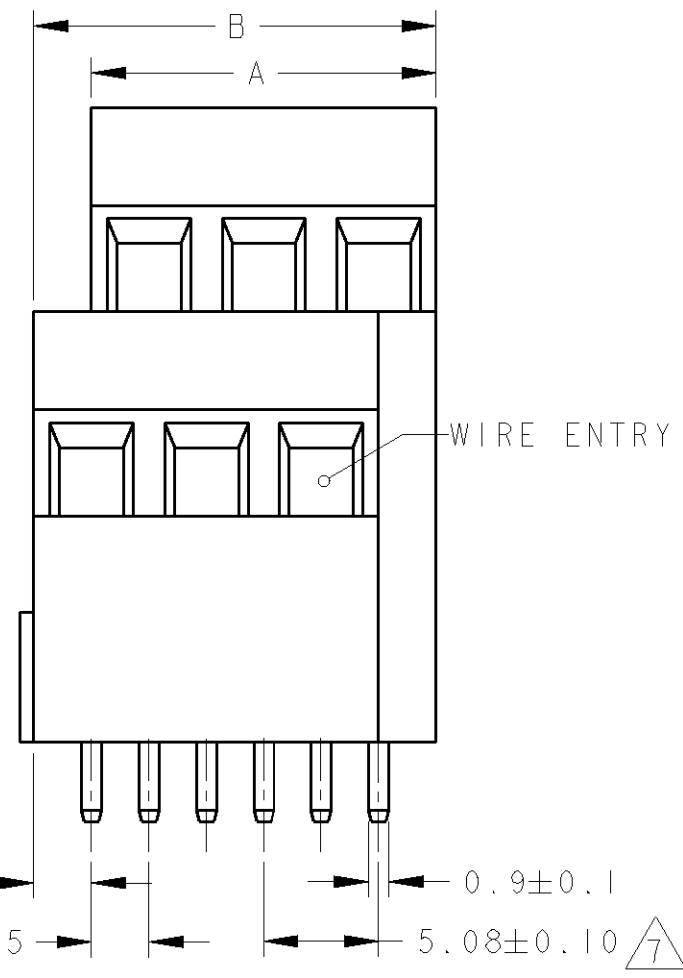
LOC	DIST	REVISIONS			
P	LTR	DESCRIPTION	DATE	DWN	APVD
FT	0	B	REVISED PER 0G3B-0119-01	26OCT2001	EZ DB



- 1 MATERIALS AND FINISH
 HOUSING: PA 6-6, UL 94-V0, COLOR GREEN.
 CLAMP: BRASS, NICKEL PLATED.
 TERMINAL: BRASS, TIN PLATED.
 CLAMPING SCREW: M3, BRASS, NICKEL PLATED.
- 2 SUITABLE FOR 1,6-2,4mm PC BOARD THICKNESS.
- 3 END-TO-END STACKABLE W/INTERLOCK WITHOUT LOSS OF CENTERLINE SPACING.
- 4 WIRE SIZE RANGE
 12 - 30 AWG
- 5 RECOGNIZED UNDER THE COMPONENT PROGRAM OF
 UNDERWRITERS LABORATORIES INC., FILE N° E60677.
- 6 IMQ CERTIFICATE WITH SURVEILLANCE IN CONFORMITY
 WITH IEC 998-1/998-2-1.
- 7 NOT CUMULATIVE TOLERANCE.

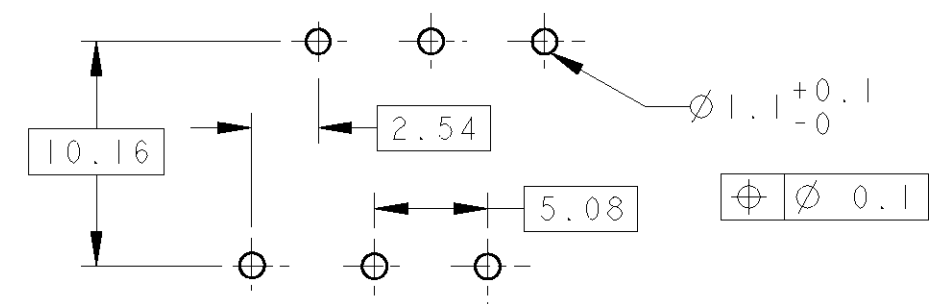


282872-3 AS SHOWN



DIM. B	DIM. A	N° OF POS.	PART NUMBER
17.78	15.24	3	282873-3
12.70	10.16	2	282873-2

RECOMMENDED PC BOARD LAYOUT



<small>THIS DRAWING IS A CONTROLLED DOCUMENT FOR TYCO ELECTRONICS CORPORATION IT IS SUBJECT TO CHANGE AND THE CONTROLLING ENGINEERING ORGANIZATION SHOULD BE CONTACTED FOR THE LATEST REVISION.</small>		DWN 26OCT2001 E. ZANOLINI CHK 26OCT2001 D. BIEVENOUR APVD 26OCT2001 D. BIEVENOUR		BUCHANAN Tyco Electronics Harrisburg, PA 17105-3608	
DIMENSIONS: mm		TOLERANCES UNLESS OTHERWISE SPECIFIED: 0 PLC ±.3 1 PLC ±.3 2 PLC ±.25 3 PLC ±. 4 PLC ±. ANGLES ±2		NAME TERMINAL BLOCK, PCB MOUNT 2ND AND 3RD LEVEL, STACKING W/ INTERLOCK, 5.08mm PITCH	
MATERIAL		FINISH		PRODUCT SPEC 108-20166 APPLICATION SPEC 114-20079 WEIGHT -	
CUSTOMER DRAWING				SIZE A3 CAGE CODE 00779 DRAWING NO C=282873 RESTRICTED TO -	
				SCALE 3:1 SHEET 1 OF 1 REV B	