

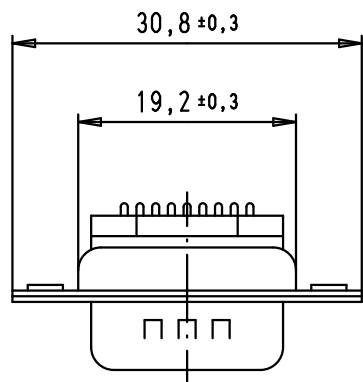
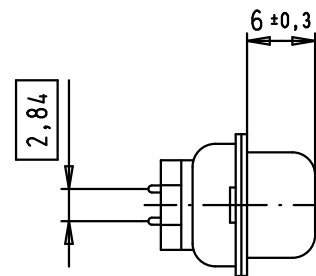
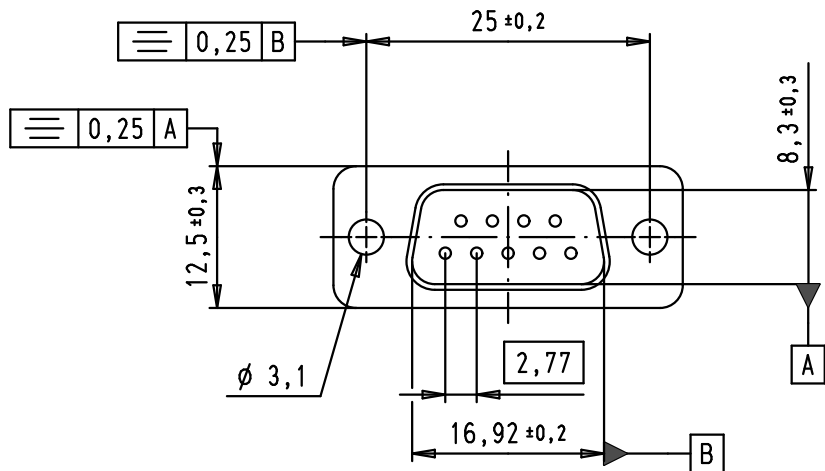
5

4

3

2

1



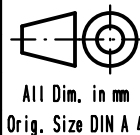
SPECIFICATIONS

FREQUENCY (MHz)	ATTENUATION (dB)
5	0,5
10	1
50	2,5
100	3
500	3,5
1000	4

Operating voltage < 250 V AC
 Working current < 7,5 A
 Insulation resistance > 1GΩ
 Contact resistance < 15 mΩ
 Dielectric withstanding voltage 500 V AC / minute

Solder bucket termination inner diameter: 1,20 mm

			Dot.	Name
			Detail.	11/06/09 PK
			Insp.	
			Stand.	
36160	22/09/10	SC		
EC00332	11/06/09	PK		
Mod.	Dot.	Name		



D-Sub, male, straight, 9 poles, tin plated shell with dimples, solder buckets, ferrite filter

Maßstab/Scale
1,5:1

09 64 121 7800

PL3

Part number

Performance level

HARTING EURL
F-95972 Paris



TB 09 64 121 7800

Sub.

Blatt/ Page
1 / 1

D

C

B

A