

# Printed-circuit board connector - MC 1,5/ 2-GF-3,81 P14 THRR32 - 1782132

Please be informed that the data shown in this PDF Document is generated from our Online Catalog. Please find the complete data in the user's documentation. Our General Terms of Use for Downloads are valid (<http://phoenixcontact.com/download>)



Header, Nominal current: 8 A, Rated voltage (III/2): 160 V, Number of positions: 2, Pitch: 3.81 mm, Color: black, Contact surface: Tin, Assembly: SMD/THT/THR

The illustration shows the 10-position version

## Product Features

- Plug-in direction parallel to the PCB
- Low-profile THR headers with a compact pitch
- Pitch: 3.81 mm
- Delivery form: tape-on-reel packing according to IEC 60286-3 for automated mounting
- Use in SMT reflow processes



## Key commercial data

Packing unit	1 pc
Minimum order quantity	470 pc
Custom tariff number	85366990
Country of origin	Germany

## Technical data

### Dimensions

Length	9.2 mm
Pitch	3.81 mm
Dimension a	3.81 mm
Pin dimensions	0,8 x 0,8 mm
Hole diameter	1.4 mm

### General

Range of articles	MC 1,5/...-GF-THR
-------------------	-------------------

# Printed-circuit board connector - MC 1,5/ 2-GF-3,81 P14 THRR32 - 1782132

## Technical data

### General

Insulating material group	IIIa
Rated surge voltage (III/3)	2.5 kV
Rated surge voltage (III/2)	2.5 kV
Rated surge voltage (II/2)	2.5 kV
Rated voltage (III/3)	160 V
Rated voltage (III/2)	160 V
Rated voltage (II/2)	250 V
Connection in acc. with standard	EN-VDE
Nominal current I <sub>N</sub>	8 A
Maximum load current	8 A
Insulating material	LCP
Inflammability class according to UL 94	V0
Color	black
Number of positions	2

## Classifications

### eCl@ss

eCl@ss 4.0	272607xx
eCl@ss 4.1	27260701
eCl@ss 5.0	27260701
eCl@ss 5.1	27260701
eCl@ss 6.0	27260704
eCl@ss 7.0	27440402
eCl@ss 8.0	27440402

### ETIM

ETIM 4.0	EC002637
ETIM 5.0	EC002637

### UNSPSC

UNSPSC 6.01	30211810
UNSPSC 7.0901	39121409
UNSPSC 11	39121409
UNSPSC 12.01	39121409
UNSPSC 13.2	39121409

# Printed-circuit board connector - MC 1,5/ 2-GF-3,81 P14 THRR32 - 1782132

## Approvals

Approvals

---

Approvals

UL Recognized / cUL Recognized / GOST / GOST / cULus Recognized

---


Ex Approvals


---

Approvals submitted

---

## Approval details

UL Recognized 		
	B	D
Nominal current IN	8 A	8 A
Nominal voltage UN	300 V	300 V


cUL Recognized 		
	B	D
Nominal current IN	8 A	8 A
Nominal voltage UN	300 V	300 V

GOST 		
--	--	--

GOST 		
--	--	--

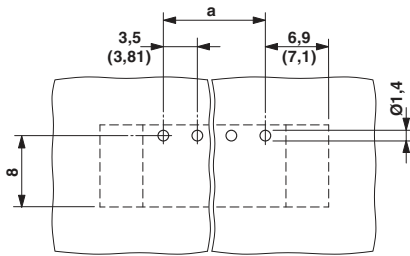
# Printed-circuit board connector - MC 1,5/ 2-GF-3,81 P14 THRR32 - 1782132

## Approvals



## Drawings

Drilling diagram



Dimensioned drawing

