




STYLE "A"



STYLE "N"



Style A only



E55826

The **UOA Series** offers protection to **SINGLE PHASE** equipment that is required to operate above a certain voltage minimum.

OPERATION

With operating voltage applied above the preset **PICK-UP** voltage, the internal relay will energize. When the voltage falls below the preset **DROP-OUT** voltage for a period longer than the release delay, the output relay will de-energize. When line conditions return above the preset **PICK-UP** voltage, the UOA Series automatically resets and the internal relay energizes.

The **HYSTERESIS** in each unit provides a differential between the **PICK-UP** and **DROP-OUT** trip points.

Single Phase Under Voltage Monitor

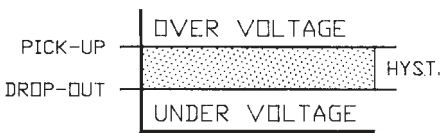
SPECIFICATIONS

OPERATING RATING	Style A	DPDT, 5A @ 240 VAC, Resistive; 211 VA @ 240 VAC
	Style N	SPDT, 10A @ 240 VAC, Resistive; 180 VA, Inductive, @ 120 VAC
RESPONSE TIMES	Operate	50 mSEC. (approx.) (500 mSEC. on 12 VDC units)
	Release	0.5 SEC (approx.)
TEMPERATURE RATING	Operate	32° to +131°F (0° to +55°C)
	Storage	-49° to 185°F (-45° to +85°C)
POWER REQUIRED	Models Up To 110 VDC: 3 Watts, Max. Models Up To 300 VAC: 5 VA, Max.	
WEIGHT	5 oz. to 5.5 oz.	

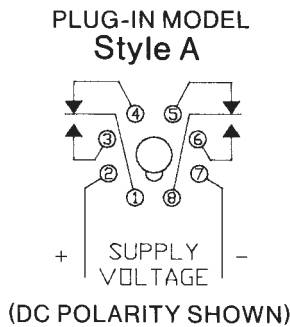
MODEL NUMBER	DROP-OUT VOLTAGE	PICK-UP VOLTAGE	HYSTERESIS VOLTAGE
UOA-24-A*A	19-27 VAC	21-29 VAC	2
UOA-120-A*A	97-130 VAC	102-135 VAC	5
UOA-208-A*A	177-222 VAC	185-230 VAC	8
UOA-240-A*A	205-250 VAC	215-260 VAC	10
UOA-12-D*A	9-14 VDC	10-15 VDC	1
UOA-24-D*A	19-27 VDC	21-29 VDC	2
UOA-48-D*A	38-53 VDC	40-55 VDC	2
UOA-110-D*A	92-125 VDC	97-130 VDC	5
UOA-220-D*A	185-230 VDC	194-239 VDC	9
UOA-240-D*A	205-250 VDC	215-260 VDC	10
UOA-120-AFN	100 VAC	105 VAC	5
UOA-208-AFN	180 VAC	188 VAC	8
UOA-220-AFN	180 VAC	187 VAC	7
UOA-230-AFN	190 VAC	198 VAC	8
UOA-240-AFN	202 VAC	210 VAC	8

*Adjustments - F = Fixed
K = Knob
L = Locknut

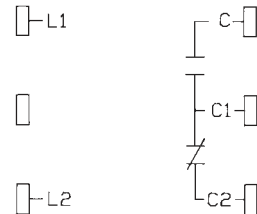
WIRING



WIRING DIAGRAMS (SHOWN IN DE-ENERGIZED STATE)



SURFACE MOUNTED Style N



RB-08 or PF083A