

Data sheet

SP043xxVBNN ASP043

Page 1/5

P/N


ASP043xx

xx=number of poles

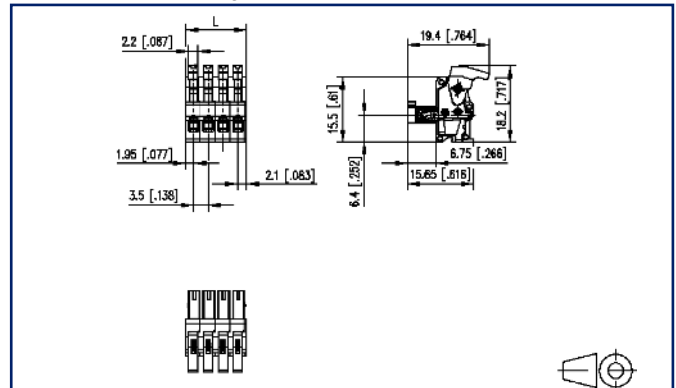
2023/06/28

Version: O

Illustrations



Dimensional drawing



See enlarged drawings at the end of document

Product specification

- spring clamp terminal block, pluggable
- centerline 3.50 mm, direction of connection vertical 0°
- color black
- eccentric lever, wire entry uncodeable side parallel to plug direction



Technical Data



General Data

min. number of poles	2		
max. number of poles	12		
Insulating material class	CTI 400		
clearance/creepage dist.	2.3 mm		
Protection category	IP20		
Min. insul. strip length	6 mm		
Rated current	10 A		
Overvoltage category	III	III	II
Pollution degree	3	2	2
Rated voltage	32 V	200 V	200 V
Rated test voltage	1.5 kV	1.5 kV	1.5 kV

Terminal data

rat.wiring solid AWGmax	0.08 mm ² - 1.5 mm ² / AWG 28 - AWG 16		
rat.wiring strand.AWGmax	0.08 mm ² - 1.5 mm ² / AWG 28 - AWG 16		

Approvals

 V / A / AWG	150 / 10 / 28 - 16		
approval UL - File No.	E121004		
 1.5 mm ²	130 V / 2.5 kV / 10 A		

Material

insulating material	PA46
flammability class	V0
spring material	Spring steel
contact material	CuSn
Contact surface	Sn
Glow-Wire Flammability GWFI	-
Glow-Wire Flammability GWIT	-

Climatic Data

upper limit temperature	105 °C
lower limit temperature	-40 °C

general

U | Contact

Data sheet

SP043xxVBNN ASP043

Page 3/5

P/N

ASP043xx

xx=number of poles

2023/06/28

Version: O

Technical Data

Tolerance

ISO 2768 -mH

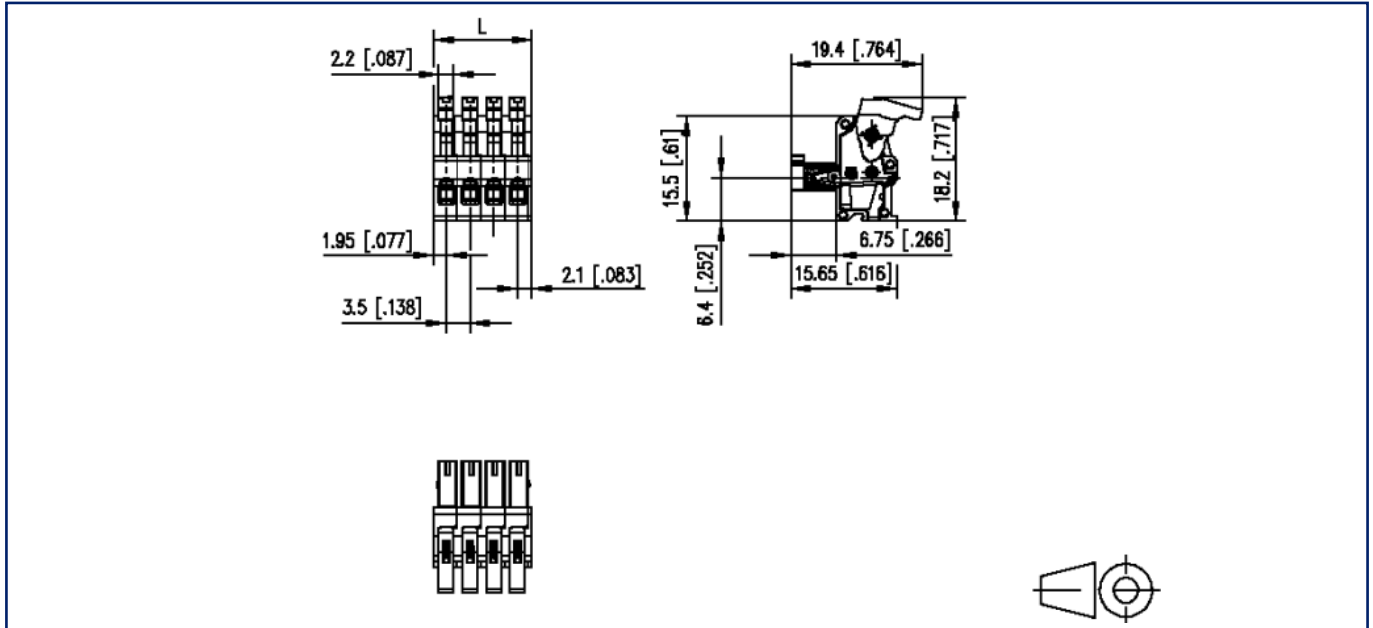


Counterpart

P/N	Designation
311881	PR043xxHBBN Type 188
311891	PR043xxVBNN Type 189
313421	PT093xxHBBN Type 342
313431	PT093xxVBNN Type 343

Illustrations

Dimensional drawing



$L = (\text{pole size} - 1) \times \text{centerline} + 4 \text{ mm} [0.157]$