



# HC-M-DSUB 09-MOD-BU

Order No.: 1647543



<http://eshop.phoenixcontact.de/phoenix/treeViewClick.do?UID=1647543>

HEAVYCON female contact insert module, D-SUB 9, crimp connection

Commercial data	
GTIN (EAN)	
sales group	D042
Pack	2 pcs.
Customs tariff	85369010
Catalog page information	Page 459 (PC-2009)

### Product notes

WEEE/RoHS-compliant since:  
09/21/2006



<http://www.download.phoenixcontact.com>  
Please note that the data given here has been taken from the online catalog. For comprehensive information and data, please refer to the user documentation. The General Terms and Conditions of Use apply to Internet downloads.

## Technical data

General data	
Note	For HEAVYCON ADVANCE housing of type B6 up to B24 and HEAVYCON housing of type B6 up to B48, HC-M-MHR hinged retaining frame... required, VS-...CD-1.0 crimp contacts...(crimp contacts not included in the scope of supply). For inverted crimp contacts as per DIN 41652.
Connection method	Crimp connection
Ambient temperature (operation)	-40 °C ... 125 °C
Pollution degree	3

Surge voltage category	III
Number of positions	9
Insertion/withdrawal cycles	≥ 500
Conductor cross-section	0.09 mm <sup>2</sup> ... 0.5 mm <sup>2</sup>
Connection cross-section AWG	28 ... 20
Stripping length of the individual wire	3.8 mm
Assembly instructions	Housing height ≥ 52 mm. Plug-in connections may only be operated only when there is no load/voltage. Use of HC-CST (1676857) keying pins and HC-CBU (1676860) coding sockets has been prescribed.

**Material data**

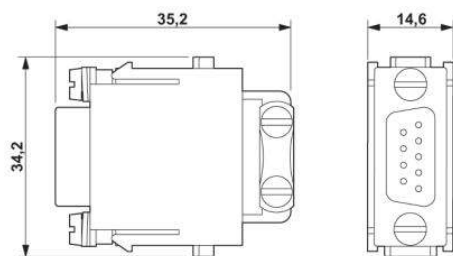
Inflammability class acc. to UL 94	V0
Contact material	Copper alloy
Contact surface material	Au
Contact carrier material	PC

**Electrical characteristics**

Rated voltage (III/3)	50 V
Rated surge voltage	0.8 kV
Rated current	1 A

**Diagrams/Drawings**

Dimensioned drawing



Female insert

**Address**

PHOENIX CONTACT Deutschland GmbH  
Flachmarktstr. 8  
32825 Blomberg, Germany  
Phone +49 5235 3 12000  
Fax +49 5235 3 41200  
<http://www.phoenixcontact.de>



© 2010 Phoenix Contact  
Technical modifications reserved;