

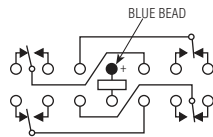
Four Pole, Electrically Held, 2 Amps and Less

SR

SR

**Four Pole Half Size
High Performance Relay**

**Qualified to
MIL-R-39016/40**



Terminal View

Product Facts

- Hermetically sealed
- Up to 2 amps switching
- High shock & vibration ratings
- Optional terminals & mounting styles
- 4 form C Hi-density design

Electrical Characteristics

Contact Arrangement —

4 Form C (4PDT)

Contact Material —

Stationary —

Gold plated hardened silver alloy

Moveable —

Gold plated hardened silver alloy

Contact Resistance —

Before Life — 50 milliohms max.

(measured at 10 mA @ 6 Vdc)

After Life — 100 milliohms max.

(measured @ 2 A @ 28 Vdc)

Mechanical Life Expectancy —

1 million operations min.

Coil Voltage — 6 to 26.5 Vdc

Coil Power — 2.6 watts max. @ 25°C

Duty Cycle — Continuous

Pick-up Voltage — Approximately

50% of nominal coil voltage

Pick-up Sensitivity — 475 mW

Contact Ratings

Contact Load	Type	Operations Min.
2 A @ 28 Vdc	Resistive	100,000
0.3 A @ 115 Vac, 60 Hz & 400 Hz	Resistive	100,000
0.75 A @ 28 Vdc	Inductive (200mH)	100,000
0.1 A @ 28 Vdc	Intermediate	50,000
0.2 A @ 28 Vdc	Lamp	100,000
10 µA @ 50 mV	Low Level	1,000,000

Four Pole, Electrically Held, 2 Amps and Less (Continued)

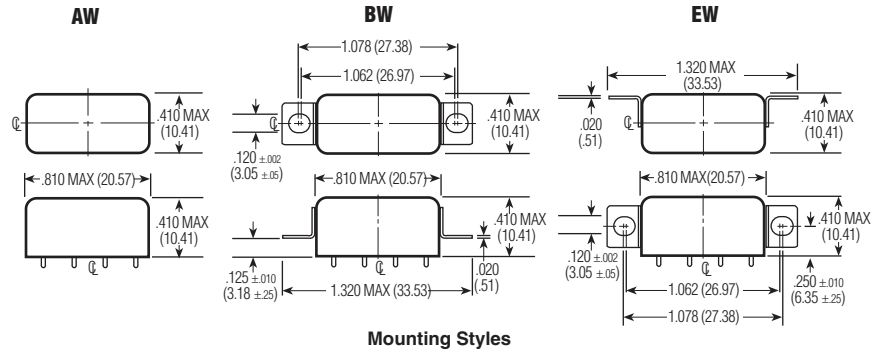
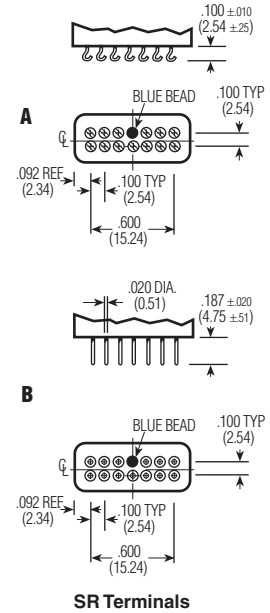
SR (Continued)

Operating Characteristics

Timing —
 Operate Time — 5.0 ms max.
 Release Time — 5.0 ms max.
Contact Bounce — 5 ms max
Dielectric Withstanding Voltage —
 Between Open Contacts —
 350 Vrms 60 Hz
 Between Adjacent Contacts —
 500 Vrms 60 Hz
 Between Contacts & Coil —
 500 Vrms 60 Hz
Insulation Resistance —
 1,000 megohms min. @ 500 Vdc

Environmental Characteristics

Temperature Range —
 -65°C to +125°C
Weight —
 0.28 oz. (7.8 grms)
Vibration Resistance —
 15 G's, 10 to 2,000 Hz
Shock Resistance —
 100 G's, 6 ±1 ms
QPL Approval —
 MIL-R-39016/40



Standard Coil Data

Nom. Coil Voltage (Vdc)	Coil Resistance in Ohms ±10% @ 25°C	Pickup Voltage Vdc (Max.) @ 25°C	Pickup Voltage Vdc (Max.) @ 125°C	Drop-out Voltage Vdc (Min.) @ 25°C	Drop-out Voltage Vdc (Min.) @ -65°C	Nom. Coil Power (W) @ 25°C	Max. Coil Voltage	Coil Desig.
5.0	20	2.75	3.8	0.35	0.23	1.25	6.0	5
6.0	25	3.5	4.5	0.45	0.3	1.44	8.0	6
12.0	100	6.5	9.0	0.9	0.6	1.44	15.0	12
26.5	390	14.0	18.0	1.8	1.2	1.8	32.0	24

Specifying a Part Number Example:

Type **Mountings** **Contacts** **Coils** **Terminals**
 SR BW- 4C- 24 B

* The part number example shown on this page is for catalog items. For a list of specific QPL part numbers, please see the index in Section 15.