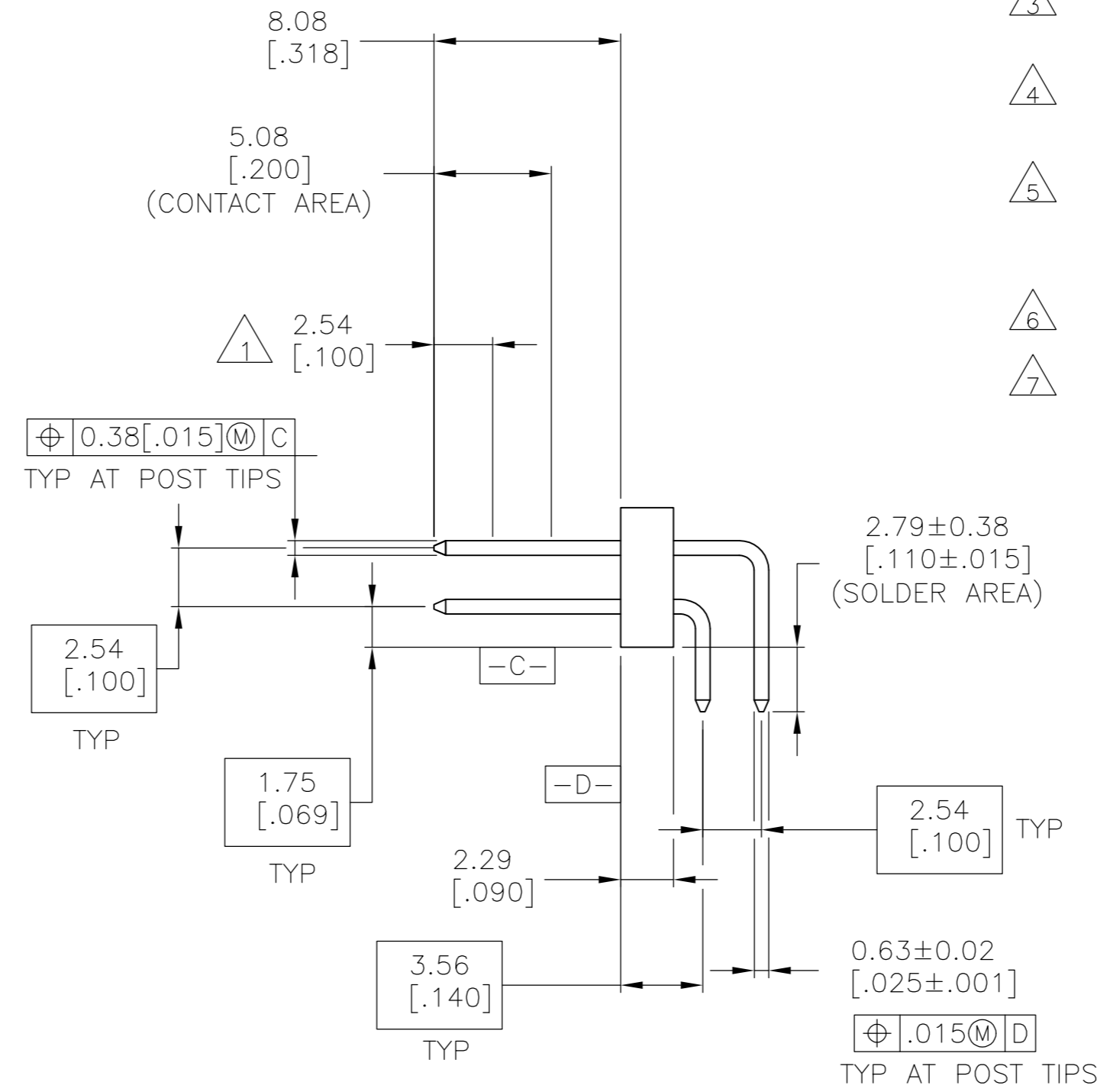
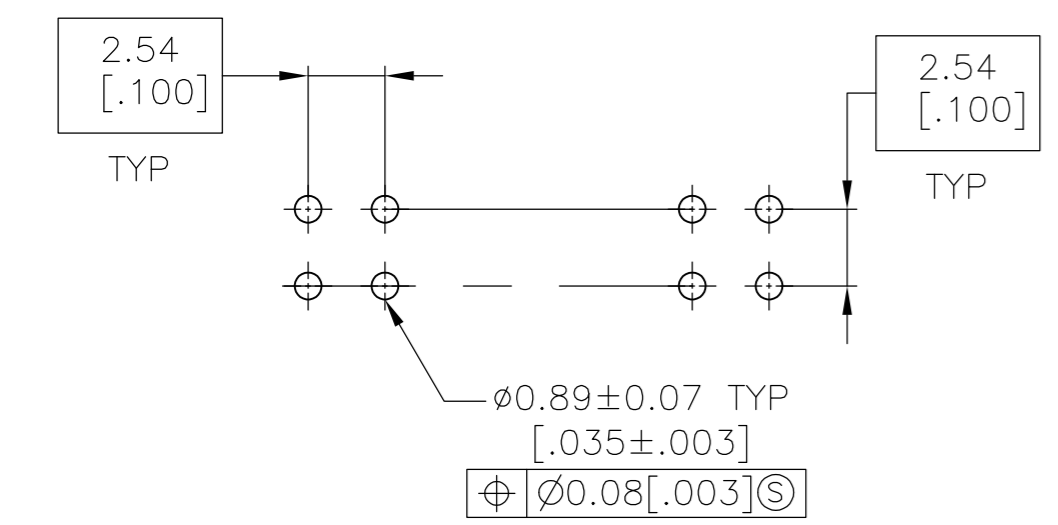
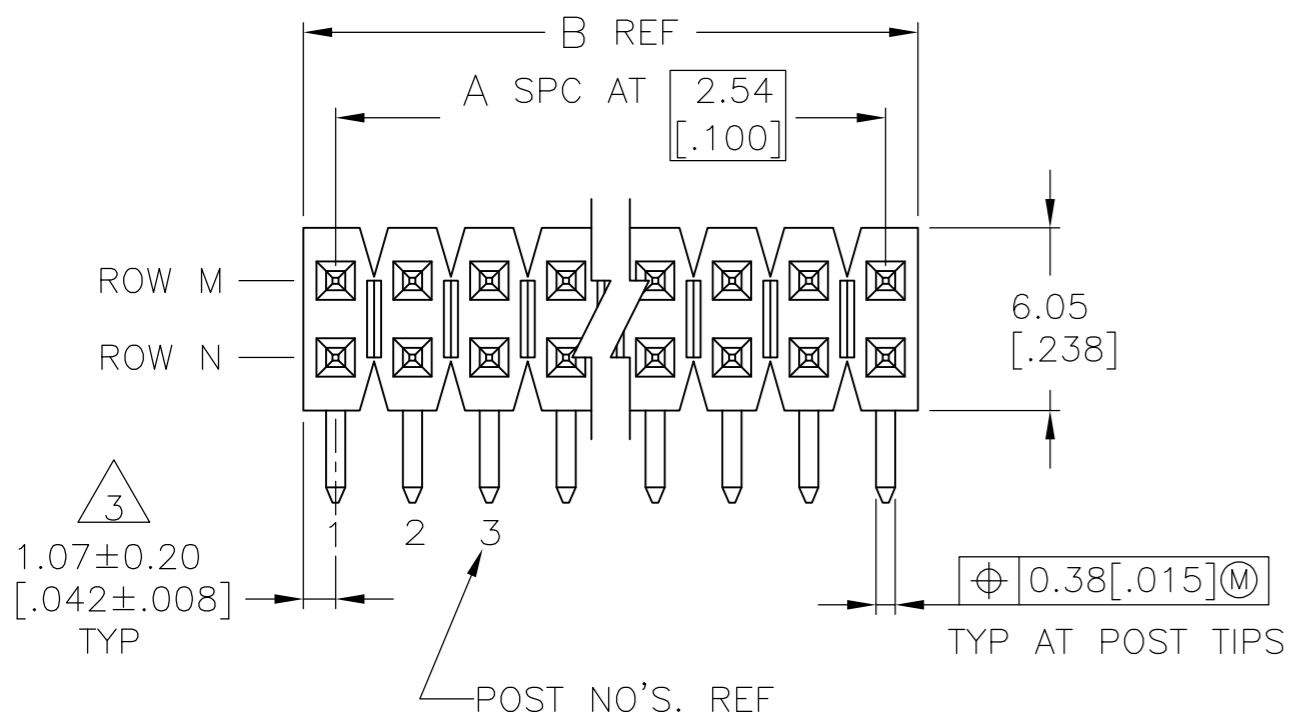
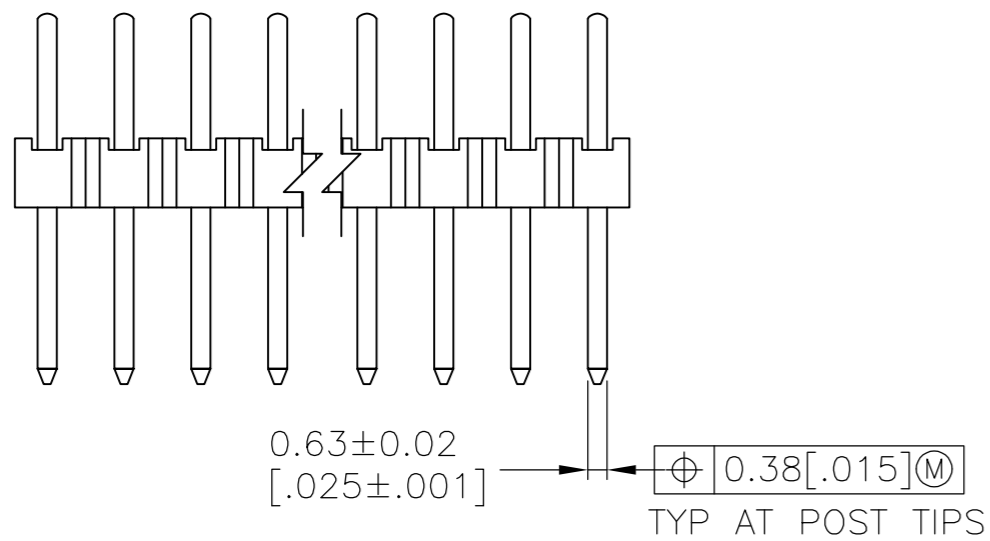


THIS DRAWING IS UNPUBLISHED. RELEASED FOR PUBLICATION  
 © COPYRIGHT - By - ALL RIGHTS RESERVED.

LOC		DIST		REVISIONS				
P	LTR	DESCRIPTION			DATE	DWN	APVD	
AD	00	D		REVISED PER ECO-14-000264	15JUL2014	NK	MM	

- 1 POINT OF MEASUREMENT FOR PLATING THICKNESS.
- 2 0.000762 [.000030] GOLD ON THE CONTACT AREA, 0.00254 [.000100] - .00508 [.000200] MATTE TIN-LEAD ON THE SOLDER AREA, ALL OVER .00127 [.000050] MIN NICKEL.
- 3 THE NOTED DIMENSION APPLIES AT THE INTERSECTION OF THE POST AND HOUSING.
- 4 HOUSING: FLAME RETARDANT THERMOPLASTIC, COLOR - BLACK. POSTS: COPPER ALLOY.
- 5 0.000762 [.000030] GOLD ON THE CONTACT AREA, 0.00254 [.000100] - .00508 [.000200] MATTE TIN ON THE SOLDER AREA, ALL OVER .00127 [.000050] MIN NICKEL.
- 6 HIGH TEMPERATURE CONFIGURATION
- 7 OBSOLETE PARTS: OBSOLETE CIS STREAMLINING PER D.RENAUD/D.SINISI



REMARKS	PLATING	ROW N	ROW M	B	A	NO. OF ACTIVE POSN	NO. OF POSN	PART NO.	
7 OBSOLETE	6	5	-	3	12.29 [.484]	4	9	10	5-147057-1
		2	3	-	12.29 [.484]	4	9	10	147057-2
7 OBSOLETE		2	-	3	12.29 [.484]	4	9	10	147057-1
POSTS OMITTED									

RECOMMENDED HOLE PATTERN FOR MANUAL INSERTION

THIS DRAWING IS A CONTROLLED DOCUMENT.

DWN	E. BRANDBERG	12JAN98
CHK	J. GESFORD	12JAN98
APVD	J. GESFORD	12JAN98

TE Connectivity

HDR ASSY, BREAKAWAY, DBL ROW, RTANG, 2.54[.100]X2.54[.100] C/L, 0.64[.025] SQ. POST, SELECT LOAD, MOD II

SIZE: A2 CAGE CODE: 00779 DRAWING NO: 147057 RESTRICTED TO: -

SCALE: 4:1 SHEET: 1 OF 1 REV: D