

- 10/100 Base T For Ethernet and other Networking Applications
- Compliant to IEEE802.3 specification
- Transmit open circuit inductance (OCL): 350µH (Min) @ 100KHz, 0.1Vrms with 8mA DC Bias
- RJ45 jack cavity conforms to FCC rules and regulations Part 68, SUB Part F
- Operating Temperature Range: 0°C to +70°C



Electrical Specifications @ 25°C

OCL(µH Min) @ 100kHz, 0.1V With 8mA DC Bias	Turns Ratio chip: cable (±3%) TX=1CT :1CT RX=1CT :1CT	Return Loss (dB Min)			Insertion Loss (dB Max) 1-100MHz -1.0
		1-30MHz	30-60MHz	60-100MHz	
350		-18	-15	-12	

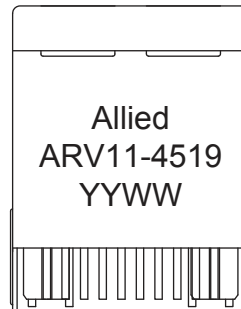
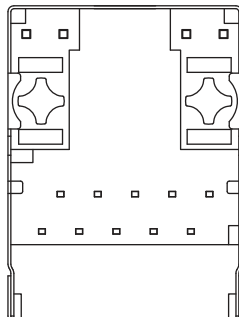
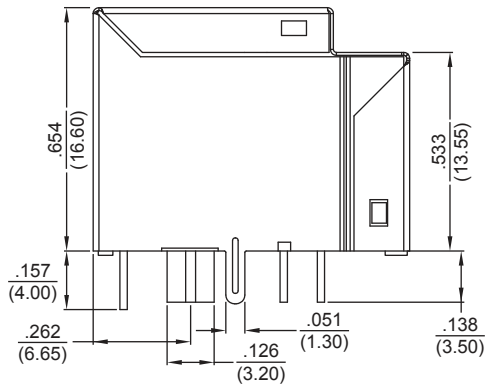
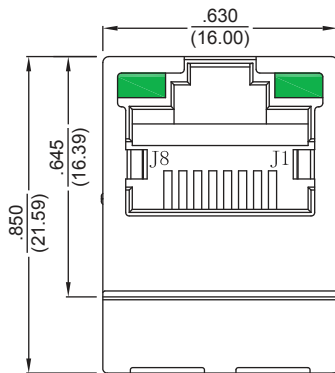
Electrical Specifications @ 25°C

Common Mode Rejection (dB Min)		DCR (Ω) Max	Cross Talk (dB Min)			Hi-Pot Test 1500Vrms
1-50MHz	50-100MHz		1-30MHz	30-60MHz	60-100MHz	
-30	-20	1.2	-40	-35	-30	


All specifications subject to change without notice.

MECHANICAL

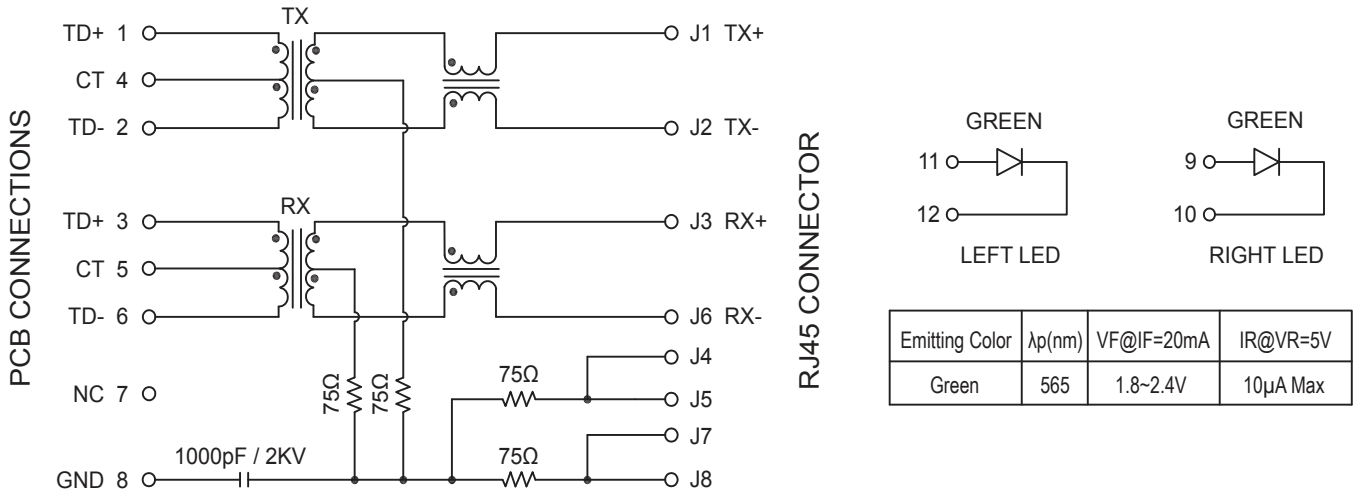
DIMENSIONS: $\frac{\text{inch}}{\text{mm}}$



Tolerance is ±.008(0.2mm) unless otherwise specified

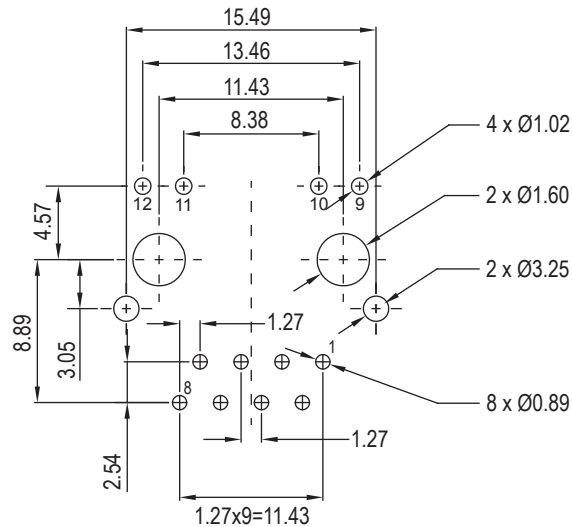


SCHEMATICS



PCB LAYOUT

DIMENSIONS: mm



Tolerance is ± 0.2 mm unless otherwise specified

NOTES

- Connector Materials:
 Housing: Thermoplastic PBT+30%G.F. UL94V-0
 Contact: Phosphor Bronze C5210R-EH Thickness = 0.35mm
 Pins: Brass C2680R-H Thickness = 0.35mm
 Shield: SUS 201-1/2H Thickness = 0.2mm
 Contact plating: Gold 6 μ min. in contact area
- Wave solder peak temperature: 265°C Max, 5 Sec Max