


Data sheet | Item number: 788-549

Relay module; Nominal input voltage: 230 VAC; 2 changeover contacts;
Limiting continuous current: 8 A; with manual operation; Red status indicator;
Module width: 15 mm



www.wago.com/788-549





Similar to picture

Subject to changes. Please also observe the further product documentation!

WAGO GmbH & Co. KG
Hansastr. 27
32423 Minden
Phone: +49571 887-0 | Fax: +49571 887-169
Email: info.de@wago.com | Web: www.wago.com

Do you have any questions about our products?
We are always happy to take your call at +49 (571) 887-44222.



Subject to changes. Please also observe the further product documentation!



Data

Notes

Safety information

A separator plate (e.g., 209-191) must be used for voltages greater than 250 V between adjacent relay modules and for compliance with the reinforced insulation requirements.

Note

- Reinforced insulation between coil and contacts
- To protect the relay coils and contacts, inductive loads must be dampened with an effective protection circuit.

Subject to changes. Please also observe the further product documentation!

WAGO GmbH & Co. KG
Hansastr. 27
32423 Minden
Phone: +49571 887-0 | Fax: +49571 887-169
Email: info.de@wago.com | Web: www.wago.com

Do you have any questions about our products?
We are always happy to take your call at +49 (571) 887-44222.



Technical data

Control Circuit

Nominal input voltage U_N	AC 230 V
Input voltage range	$\pm 10\%$
Nominal input current at U_N	4 mA

Load circuit

Number of changeover/switchover contacts	2
Contact material (relay)	AgNi
Limiting continuous current	8 A
Inrush current (resistive) max.	(AC) 16 A / 0.02 s; (AC) 12 A / 4 s
Switching voltage (max.)	AC 250 V
Switching power (resistive) max.	AC 2000 VA; DC (see load limit curve)
Switching capacity	AC-15: 1.5 A / AC 240 V; DC-13: 1 A / DC 24 V
Recommended minimum load	12 V / 10 mA
Pull-in time (typ.)	15 ms
Drop-out time (typ.)	8 ms
Bounce time (typ.)	7 ms
Electrical life (NO; resistive load; 23 °C)	10×10^3 switching operations
Mechanical life	5×10^6 switching operations
Switching frequency with/without load (max.)	6 min^{-1} / 300 min^{-1}

Signaling

Status indicator	Red LED Mechanical
------------------	-----------------------

Safety and protection

Rated voltage	250 V
Rated surge voltage	4 kV
Pollution degree	3
Dielectric strength (control/load circuit) (AC, 1 min)	5 kVrms
Dielectric strength (open contact) (AC, 1 min)	1 kVrms
Dielectric strength (load/load circuit) (AC, 1 min)	2.5 kVrms
Safety information	A separator plate (e.g., 209-191) must be used for voltages greater

Subject to changes. Please also observe the further product documentation!



than 250 V between adjacent relay modules and for compliance with the reinforced insulation requirements.

Protection type	IP20
-----------------	------

Connection data

Connection technology	Push-in CAGE CLAMP®
Solid conductor	0.34 ... 2.5 mm ² / 22 ... 14 AWG
Fine-stranded conductor	0.34 ... 2.5 mm ² / 22 ... 14 AWG
Strip length	9 ... 10 mm / 0.35 ... 0.39 inches

Physical data

Width	15 mm / 0.591 inches
Height	86 mm / 3.386 inches
Depth from upper-edge of DIN-rail	73 mm / 2.874 inches

Mechanical data

Mounting type	DIN-35 rail
---------------	-------------

Material Data

Fire load	0.669 MJ
Weight	46 g

Environmental requirements

Ambient temperature (operation at U_N)	-40 ... +70 °C
Ambient temperature UL (operation at U_N)	-40 ... +50 °C
Ambient temperature (storage)	-40 ... +70 °C
Processing temperature	-25 ... +50 °C
Temperature range of connection cable	$\geq (T_{\text{ambient}} + 20 \text{ K})$

Standards and specifications

Standards/specifications	EN 61010-2-201 EN 61810-1 EN 61373 UL 508
--------------------------	--

Subject to changes. Please also observe the further product documentation!



Basic relay

WAGO Basic Relay	788-949
------------------	---------

Commercial data

Product Group	6 (INTERFACE ELECTRONIC)
eCl@ss 10.0	27-37-16-01
eCl@ss 9.0	27-37-16-01
ETIM 8.0	EC001437
ETIM 7.0	EC001437
Recupel Type	
PU (SPU)	15 (1) pcs
Packaging type	box
Country of origin	DE
GTIN	4050821226802
Customs tariff number	85364900990

Environmental Product Compliance

RoHS Compliance Status	Compliant, No Exemption
------------------------	-------------------------

Approvals / Certificates

General approvals

Logo	Approval	Additional Approval Text	Certificate name
	EAC Brjansker Zertifizierungsstelle	TP TC 004/2011	EAC RU C-DE.AM02.B.00122/19
	UL Underwriters Laboratories Inc. (ORDINARY LOCATIONS)	UL 508	E175199 Vol.1 Sec. 6

Declarations of conformity and manufacturer's declarations

Logo	Approval	Additional Approval Text	Certificate name
	EU-Declaration of Conformity WAGO GmbH & Co. KG	-	-

Subject to changes. Please also observe the further product documentation!

WAGO GmbH & Co. KG
 Hansastr. 27
 32423 Minden
 Phone: +49571 887-0 | Fax: +49571 887-169
 Email: info.de@wago.com | Web: www.wago.com

Do you have any questions about our products?
 We are always happy to take your call at +49 (571) 887-44222.



Optional accessories

Indicators

Status indication

Item no.: 788-125

Accessories for relay modules; Operation status indicator: red

www.wago.com/788-125

Basic Relay

Suppressor module

Item no.: 788-148

Filter module; RC filter element; Nominal voltage: 230 VAC

www.wago.com/788-148

Jumpers

Jumper

Item no.: 788-116

Jumper; for jumper slot; 6-way; insulated; light gray

www.wago.com/788-116

Item no.: 788-117

Jumper; for jumper slot; 8-way; insulated; light gray

www.wago.com/788-117

Item no.: 788-114

Jumper; for jumper slot; 3-way; insulated; light gray

www.wago.com/788-114

Item no.: 788-113

Jumper; for jumper slot; 2-way; insulated; light gray

www.wago.com/788-113

Item no.: 788-115

Jumper; for jumper slot; 4-way; insulated; light gray

www.wago.com/788-115

Item no.: 859-402

Jumper; for jumper slot; 2-way; insulated; light gray

www.wago.com/859-402

Item no.: 788-118

Jumper; for jumper slot; 2-way; from 1 to 3; insulated; light gray

www.wago.com/788-118

Marking accessories

Marking strip

Item no.: 2009-110

Marking strips; for Smart Printer; on reel; not stretchable; plain; snap-on type; white

www.wago.com/2009-110

Marking device

Item no.: 210-110

Fiber-tip pen

www.wago.com/210-110

Double marker carrier

Item no.: 209-128

Adaptor; gray

www.wago.com/209-128

Protective marker cover

Item no.: 209-184

Subject to changes. Please also observe the further product documentation!

WAGO GmbH & Co. KG

Hansastr. 27

32423 Minden

Phone: +49571 887-0 | Fax: +49571 887-169

Email: info.de@wago.com | Web: www.wago.com

Do you have any questions about our products?

We are always happy to take your call at +49 (571) 887-44222.



Protection cover; transparent

www.wago.com/209-184

Marker

Item no.: 2009-115

WMB-Inline; for Smart Printer; 1500 pieces on roll; stretchable 5 - 5.2 mm; plain; snap-on type; white

www.wago.com/2009-115**Item no.: 209-183**

Marker; white

www.wago.com/209-183**Item no.: 793-501**

WMB marking card; as card; not stretchable; plain; snap-on type; white

www.wago.com/793-501**Item no.: 793-502**

WMB marking card; as card; MARKED; 1 ... 10 (10x); not stretchable; Horizontal marking; snap-on type; white

www.wago.com/793-502**Item no.: 793-503**

WMB marking card; as card; MARKED; 11 ... 20 (10x); not stretchable; Horizontal marking; snap-on type; white

www.wago.com/793-503**Item no.: 793-504**

WMB marking card; as card; MARKED; 21 ... 30 (10x); not stretchable; Horizontal marking; snap-on type; white

www.wago.com/793-504**Item no.: 793-505**

WMB marking card; as card; MARKED; 31 ... 40 (10x); not stretchable; Horizontal marking; snap-on type; white

www.wago.com/793-505

Group marker carrier

Item no.: 209-145

Group marker carrier; white

www.wago.com/209-145**Item no.: 249-105**

Group marker carrier; gray

www.wago.com/249-105

Ferrule

Ferrule

Item no.: 216-241Ferrule; Sleeve for 0.5 mm² / 20 AWG; insulated; electro-tin plated; electrolytic copper; gastight crimped; acc. to DIN 46228, Part 4/09.90; whitewww.wago.com/216-241**Item no.: 216-242**Ferrule; Sleeve for 0.75 mm² / 18 AWG; insulated; electro-tin plated; electrolytic copper; gastight crimped; acc. to DIN 46228, Part 4/09.90; graywww.wago.com/216-242**Item no.: 216-243**Ferrule; Sleeve for 1 mm² / AWG 18; insulated; electro-tin plated; electrolytic copper; gastight crimped; acc. to DIN 46228, Part 4/09.90; redwww.wago.com/216-243**Item no.: 216-244**Ferrule; Sleeve for 1.5 mm² / AWG 16; insulated; electro-tin plated; electrolytic copper; gastight crimped; acc. to DIN 46228, Part 4/09.90; blackwww.wago.com/216-244**Item no.: 216-542**Twin ferrule; Sleeve for 2 x 1 mm² / AWG 2 x 18; red, insulated; 12 mm long; redwww.wago.com/216-542

Tool

Subject to changes. Please also observe the further product documentation!

WAGO GmbH & Co. KG

Hansastr. 27

32423 Minden

Phone: +49571 887-0 | Fax: +49571 887-169

Email: info.de@wago.com | Web: www.wago.com

Do you have any questions about our products?

We are always happy to take your call at +49 (571) 887-44222.



Operating tool

Item no.: 210-720

Operating tool; Blade: 3.5 x 0.5 mm; with a partially insulated shaft; multicoloured

www.wago.com/210-720

Downloads

Documentation

Bid Text

788-549 X81 - Datei	2019 年2月19 日	xml 5.1 kB	Download
788-549 docx - Datei	2019 年1月25 日	docx 17.2 kB	Download

Instruction Leaflet

Sockets with Elementary Relay/ SSR	V 1.0.1 2020 年10月9 日	pdf 2.3 MB	Download
------------------------------------	-------------------------	---------------	----------

Additional Information

Disposal and Recycling Electrical and electronic equipment, Batteries, Packaging	V 1.1.0 2022 年8月18 日	pdf 2.2 MB	Download
---	-------------------------	---------------	----------

CAD/CAE-Data

CAD data

2D/3D Models 788-549		URL	Download
----------------------	--	-----	----------

CAE data

EPLAN Data Portal 788-549		URL	Download
---------------------------	--	-----	----------

WSCAD Universe 788-549		URL	Download
------------------------	--	-----	----------

ZUKEN Portal 788-549		URL	Download
----------------------	--	-----	----------

Environmental Product Compliance

Compliance Search

Environmental Product Compliance 788-549

Subject to changes. Please also observe the further product documentation!

WAGO GmbH & Co. KG
 Hansastr. 27
 32423 Minden
 Phone: +49571 887-0 | Fax: +49571 887-169
 Email: info.de@wago.com | Web: www.wago.com


Do you have any questions about our products?
 We are always happy to take your call at +49 (571) 887-44222.

Environmental Product Compliance (EPC) 10

Relay module; Nominal input voltage: 230 VAC; 2 changeover contacts; Limiting continuous current: 8 A; with manual operation; Red status indicator; Module width: 15 mm

Installation Notes

Conductor termination



Conductor termination

Commoning



Easy commoning using adjacent jumpers

Marking

Subject to changes. Please also observe the further product documentation!

Data sheet | Item number: 788-549

www.wago.com/788-549



Marking using WMB Multi markers and group marker carriers.

Subject to changes. Please also observe the further product documentation!

WAGO GmbH & Co. KG
Hansastr. 27
32423 Minden
Phone: +49571 887-0 | Fax: +49571 887-169
Email: info.de@wago.com | Web: www.wago.com

Do you have any questions about our products?
We are always happy to take your call at +49 (571) 887-44222.