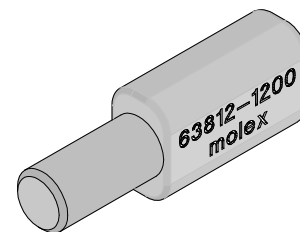


**Seal Plug  
Insertion  
Tool**



**Application Tooling  
Specification Sheet**



**Order No. 63812-1200**

**FEATURES**

- This Insertion Tool is intended for the insertion of the Seal Plug into the 1.5mm pitch NSCC Receptacle Housing.

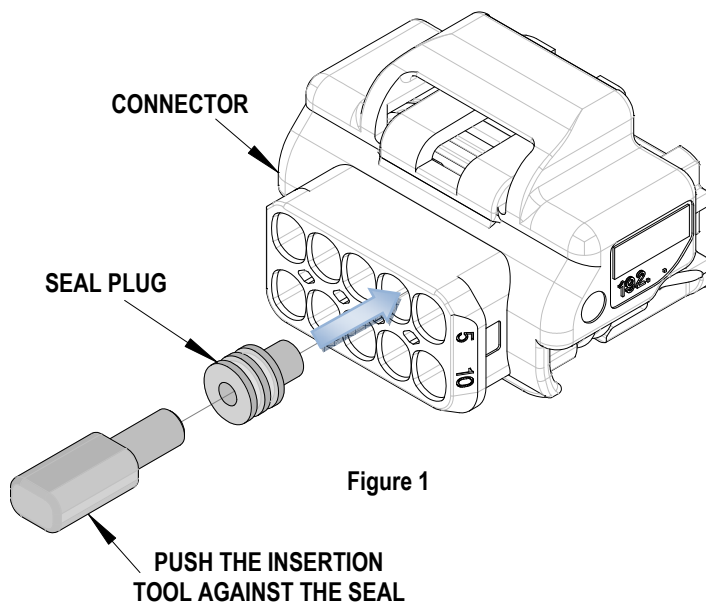
**SCOPE**

**Products:** Seal Caps for 1.5mm pitch NSCC Receptacle Housing.

Seal Caps	Molex Connector Order Number	
FCI Incorporated "SICMA" Type Seals	98788-1081	98788-1088
	98788-1101	98788-1108
	98789-1081	98789-1088
	98789-1101	98789-1108
	98788-1201	
<b>NOTE:</b> The Seal Cap is not supplied from Molex.		

**OPERATION:**

1. The Seal Plug has a specific direction in which it is inserted into the Sealed Connector Assembly. See Figure 1.



2. Gently push the Seal Plug with the insertion tool into the desired cavity of the connector until it stops.
3. The seal should be inserted approximately 7.0  $\pm$ 0.1mm from the opening in the module. See Figure 2.

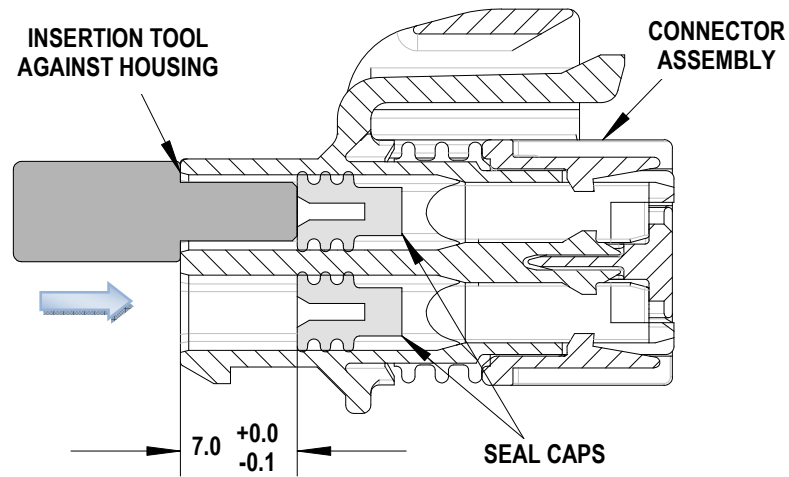


Figure 2

4. Molex does not offer repair parts for Insertion Tools due to the inexpensive nature of these tools.

**CAUTION:** Molex specifications are valid only when used with Molex products and Molex tooling.

### Contact Information

For more information on Molex application tooling please contact Molex at 1-800-786-6539.

<http://www.molex.com>