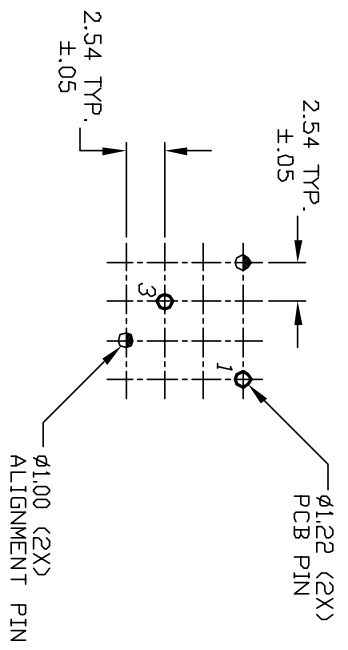
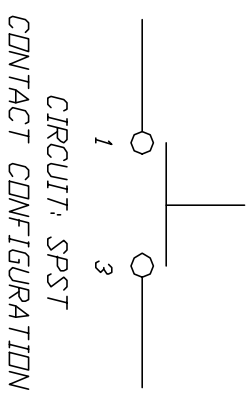
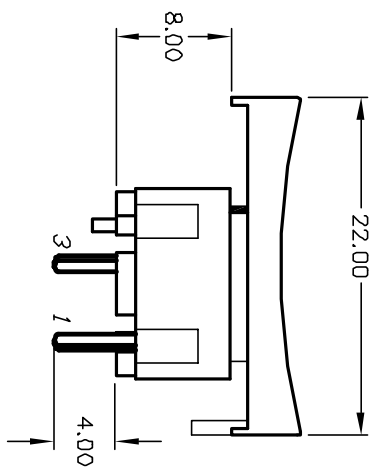
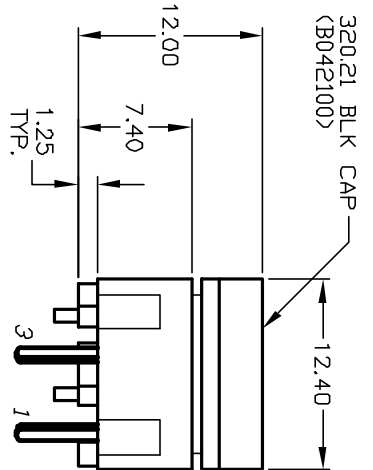


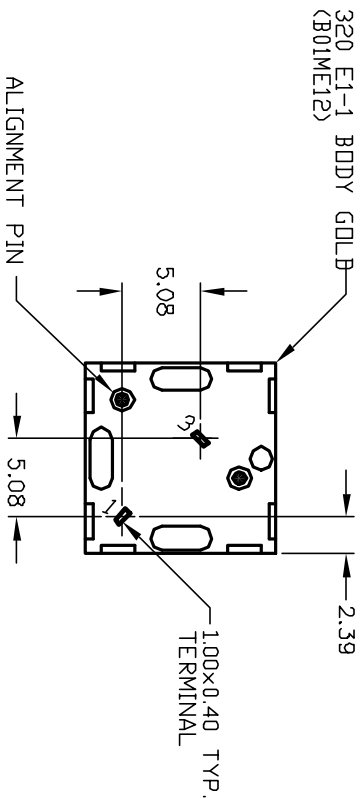
TOP VIEW - SHOW ORIENTATION OF LEGENDS  
IN RESPECT TO THE PCB PIN TERMINALS.



RECOMMENDED P.C.B. LAYOUT



CIRCUIT: SPST  
CONTACT CONFIGURATION



- NOTES:
1. ALL DIMENSIONS IN MM
  2. GENERAL TOLERANCE: X.X=±0.4  
X.XX=±0.25
  3. RATING: 50mA, @50VDC
  4. OPERATING FORCE: 120GF
  5. TRAVEL TO MAKE: 0.7mm

REV. A		12729		RELEASED FOR PRODUCTION		1/14/03		CJB	
REV. A		ECN No.		DESCRIPTION		DATE		CHKD	
<p>THE INFORMATION CONTAINED IN THIS DOCUMENT IS PROPRIETARY TO E-SWITCH AND IS NOT TO BE COPIED OR TRANSFERRED</p>									
<p>TITLE: 330.21 E1-1 BLK</p>									
SCALE: 2:1		DATE: 1/14/03		DR: CB		DWG: XB0889P		REV: A	

**E-SWITCH®**