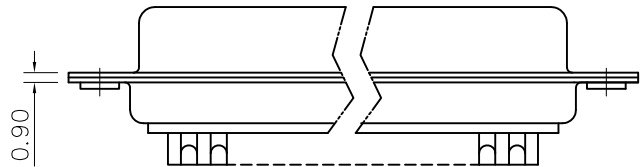
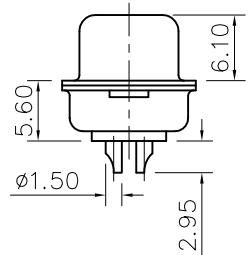
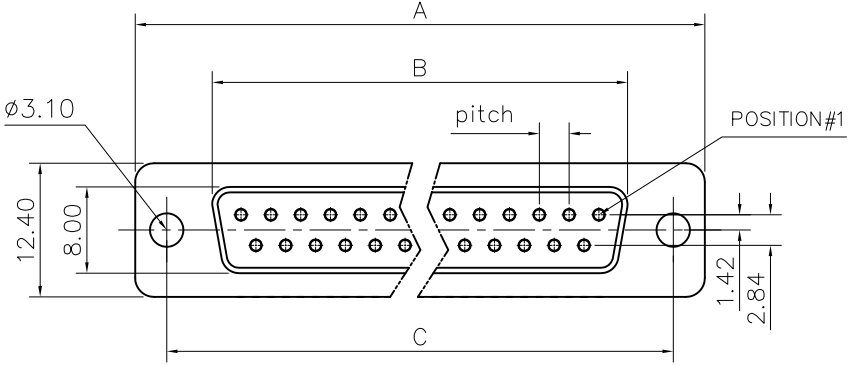


This document is the property of Amphenol Corporation and is delivered on the express condition that it is not to be disclosed, reproduced or used, in whole or in part, for manufacture or sale by anyone other than Amphenol Corporation without its prior consent, & that no right is granted to disclose or to use any information in this document.



# Customer Drawing

| DIM.S SHELL | A     | B     | C     | Pitch |
|-------------|-------|-------|-------|-------|
| 09          | 30.70 | 16.40 | 25.00 | 2.74  |
| 15          | 39.00 | 24.80 | 33.30 | 2.74  |
| 25          | 52.90 | 38.50 | 47.00 | 2.77  |
| 37          | 69.20 | 54.90 | 63.50 | 2.77  |

| REVISIONS |      |                       |          |          |
|-----------|------|-----------------------|----------|----------|
| SYM       | ECN  | DESCRIPTION           | DATE     | APPROVED |
| 1         | HK-- | First Release Drawing | 03/18/08 | IP       |

## D-SUB TECHNICAL DATA

SHELL : Steel 2.5um(100u") min tin over 1.25um(50u") min nickel  
 BODY : Glass filled thermoplastic.  
 Flame retardant to UL94 V-0, Color Black

CONTACTS : Brass  
 0.40um(15u") min gold over 1.25um(50u") min nickel

ELECTRICAL : Voltage rating :300 V RMS at 50 Hz  
 Current rating 7.5A.  
 Insulation resistance >5000 M Ohms  
 Withstanding voltage 1000V AC for one minute  
 Contact resistance 20 mOhms max.

CLIMATIC : Temperature range -55 °C up to +125°C  
 Damp heat 21 days(40 °C-95% HR)

MARKING : Amphenol...(Series No.)  
 Commercial reference  
 Manufacturing date

## PRODUCT CODE

**L 177D X XX S**

L: RoHS Compliance

177D: tinned shell for receptacle

Shell Size :E,A,B,C

Contact type:  
S: Socket

Configuration:  
09,15,25,37

| UNLESS OTHERWISE SPECIFIED TOLERANCES |        | APPROVAL            |              | DATE     |
|---------------------------------------|--------|---------------------|--------------|----------|
| U.S.                                  | METRIC | DRAWN               | Checked      | 03/18/08 |
| .X +/-                                | 0.50   |                     | Christina.ou |          |
| .XX +/-                               | 0.30   | CHECKED             | lik.wang     | 03/18/08 |
| .XXX +/-                              | 0.20   | CHECKED             |              |          |
| FRACTIONS +/-                         | 5'     | DRAWING FILE :      |              |          |
| ANGLES +/-                            |        | ANGLE OF PROJECTION |              |          |
| FOR MATERIALS AND FINISHES SEE NOTES  |        |                     |              |          |
| REMOVE SHARP EDGES                    |        |                     |              |          |
| DIMENSIONS                            |        |                     |              |          |
| U.S.                                  | INCHES |                     |              |          |
| METRIC                                | MM     |                     |              |          |

|  |             |              |
|--|-------------|--------------|
| Amphenol                                       |             |              |
| TITLE<br>Machined contacts connector, D series |             |              |
| SIZE   | DRAWING NO. | REV.         |
| A4   | C L177DXXXX | 1            |
| SCALE  | NONE        | SHEET 1 OF 1 |