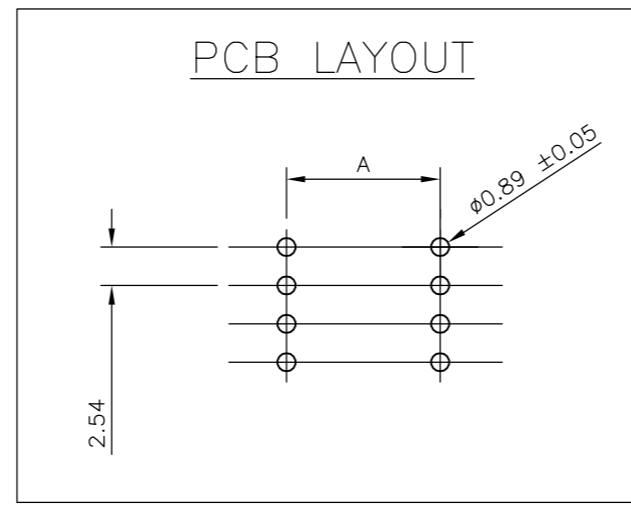
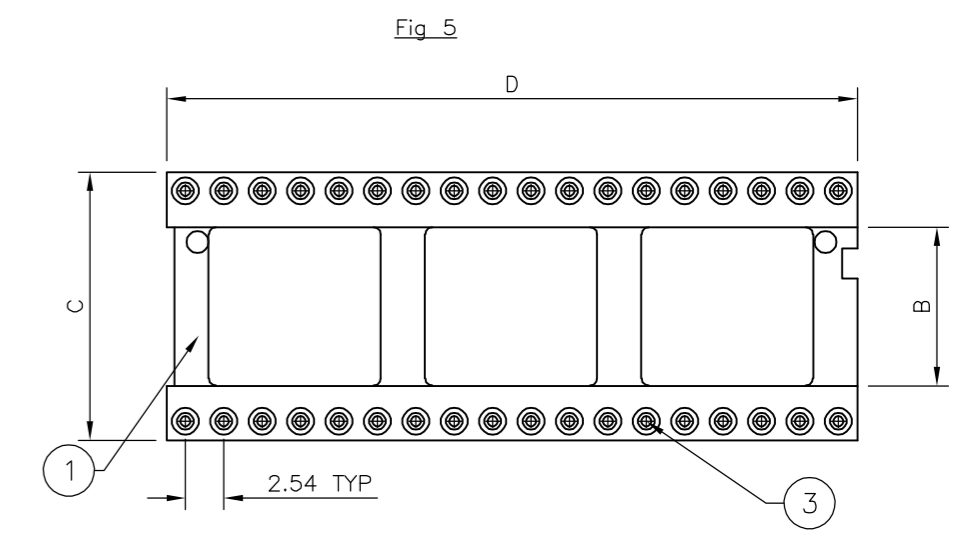
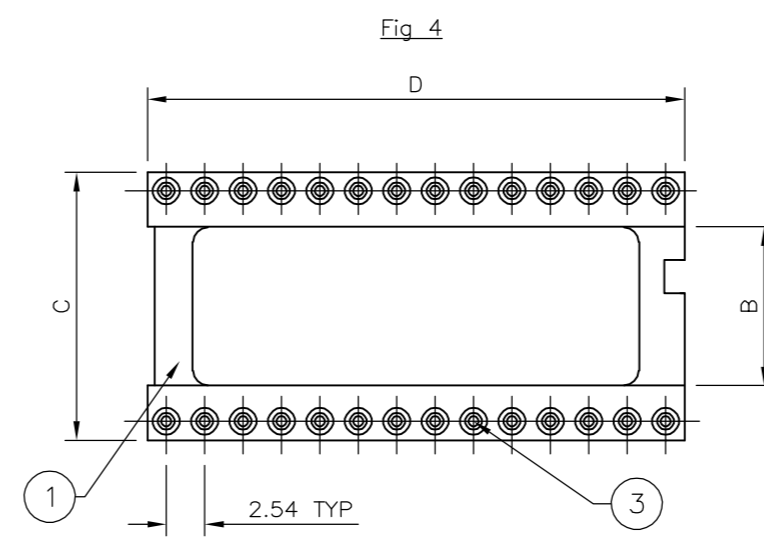
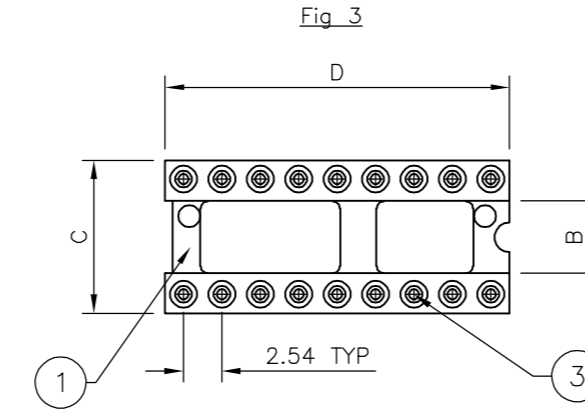
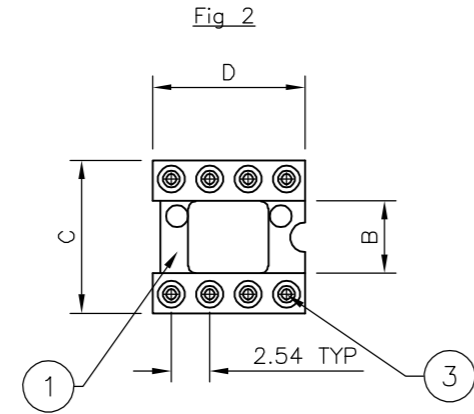
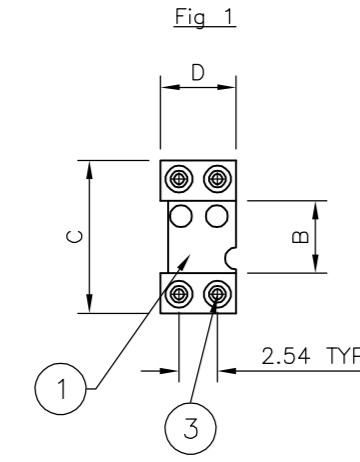
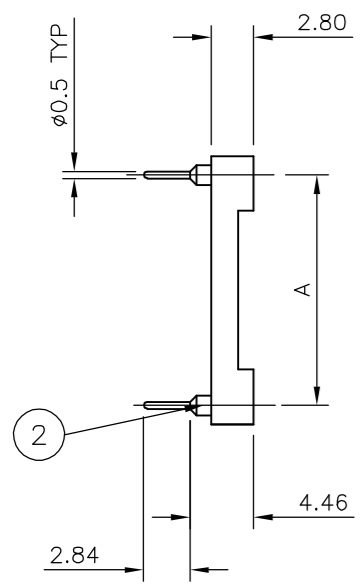


THIS DRAWING IS UNPUBLISHED. RELEASED FOR PUBLICATION 01NOV ,2005.
 © COPYRIGHT 2005 BY TYCO ELECTRONICS CORPORATION. ALL RIGHTS RESERVED.

LOC	DIST	REVISIONS			
P	LTR	DESCRIPTION	DATE	DWN	APVD
B		ECR-06-017535	20/07/06	AM	FWK



NOTES:

- MATERIAL:**
 - 1, INSULATOR - THERMOPLASTIC POLYESTER UL-94-V-0.
 - 2, SLEEVE - BRASS.
 - 3, CONTACT - STAMPED BERYLLIUM COPPER.
- PIN SPECIFICATION:**
 - CONTACT ACCEPTS:
 - ROUND PIN 0.40 TO 0.56.
 - RECTANGULAR PIN 0.25 x 0.45 (NOMINAL).
- MECHANICAL DATA:**
 - INSERTION FORCE- 3.2N MAX/CONTACT.
 - EXTRACTION FORCE- 0.5N MIN/CONTACT.
 - MECHANICAL LIFE- 100 CYCLES MIN (0.75µm Au)
50 CYCLES MAX (FLASH Au)
25 CYCLES MAX (5µm Sn)
 - CONTACT RETENTION- 3.3N MIN.
 - SOLDER PROCESS CAPABILITY-260°C
- ELECTRICAL:**
 - CONTACT RESISTANCE- 10m Ohm MAX.
 - CONTACT RATING- 1Amp
 - INSULATION RESISTANCE- AT 500V AC BETWEEN ANY 2 ADJACENT CONTACTS MIN 10000m Ohm.
 - DIELECTRIC VOLTAGE- MIN 1000V RMS.
- ENVIRONMENTAL:**
 - OPERATION TEMPERATURE- -55 +125°C
- TUBE PACKAGED WITH NUMBER OF PARTS PER TUBE AS INDICATED IN TABLE. EACH TUBE TO BE INDIVIDUALLY LABELLED. THE LABEL WILL HAVE TYCO PART NUMBER, XX QTY PER TUBE, DATE CODE AND RoHS DIRECTIVE DETAILS (RoHS 2002/95/EC). OUTER BOX / SHIPPER CARTON TO BE LABELLED WITH TYCO PART NUMBER, TOTAL XXX QTY PER OUTER BOX / SHIPPER CARTON, DATE CODE AND RoHS DIRECTIVE DETAILS (RoHS 2002/95/EC).**
- FOR TECHNICAL DATA REFER TO YOUR LOCAL TYCO ELECTRONICS SALES OFFICE.**

No. Of Parts Per Tube	Contact Plating	Sleeve Plating	D	C	B	A	Number Of Positions	Fig	Part No
14	0.75µm Au	0.25µm Au OVER 2-3µm Ni	35.5	10.1	4.8	7.62	28	3	2-1814642-8
14	FLASH Au	5µm Sn OVER 2-3µm Ni	35.5	10.1	4.8	7.62	28	3	2-1814642-7
14	5µm MIN Sn	5µm Sn OVER 2-3µm Ni	35.5	10.1	4.8	7.62	28	3	2-1814642-6
14	0.75µm Au	5µm Sn OVER 2-3µm Ni	35.5	10.1	4.8	7.62	28	3	2-1814642-5
18	0.75µm Au	0.25µm Au OVER 2-3µm Ni	27.8	10.1	4.8	7.62	22	3	2-1814642-4
18	FLASH Au	5µm Sn OVER 2-3µm Ni	27.8	10.1	4.8	7.62	22	3	2-1814642-3
18	5µm MIN Sn	5µm Sn OVER 2-3µm Ni	27.8	10.1	4.8	7.62	22	3	2-1814642-2
18	0.75µm Au	5µm Sn OVER 2-3µm Ni	27.8	10.1	4.8	7.62	22	3	2-1814642-1
20	0.75µm Au	0.25µm Au OVER 2-3µm Ni	25.4	12.6	7.0	10.16	20	3	2-1814642-0
20	FLASH Au	5µm Sn OVER 2-3µm Ni	25.4	12.6	7.0	10.16	20	3	1-1814642-9
20	5µm MIN Sn	5µm Sn OVER 2-3µm Ni	25.4	12.6	7.0	10.16	20	3	1-1814642-8
20	0.75µm Au	5µm Sn OVER 2-3µm Ni	25.4	12.6	7.0	10.16	20	3	1-1814642-7
22	0.75µm Au	0.25µm Au OVER 2-3µm Ni	22.8	10.1	4.8	7.62	18	2	1-1814642-6
22	FLASH Au	5µm Sn OVER 2-3µm Ni	22.8	10.1	4.8	7.62	18	2	1-1814642-5
22	5µm MIN Sn	5µm Sn OVER 2-3µm Ni	22.8	10.1	4.8	7.62	18	2	1-1814642-4
22	0.75µm Au	5µm Sn OVER 2-3µm Ni	22.8	10.1	4.8	7.62	18	2	1-1814642-3
41	0.75µm Au	0.25µm Au OVER 2-3µm Ni	12.6	10.1	4.8	7.62	10	2	1-1814642-2
41	FLASH Au	5µm Sn OVER 2-3µm Ni	12.6	10.1	4.8	7.62	10	2	1-1814642-1
41	5µm MIN Sn	5µm Sn OVER 2-3µm Ni	12.6	10.1	4.8	7.62	10	2	1-1814642-0
41	0.75µm Au	5µm Sn OVER 2-3µm Ni	12.6	10.1	4.8	7.62	10	2	1814642-9
69	0.75µm Au	0.25µm Au OVER 2-3µm Ni	7.6	10.1	4.8	7.62	6	2	1814642-8
69	FLASH Au	5µm Sn OVER 2-3µm Ni	7.6	10.1	4.8	7.62	6	2	1814642-7
69	5µm MIN Sn	5µm Sn OVER 2-3µm Ni	7.6	10.1	4.8	7.62	6	2	1814642-6
69	0.75µm Au	5µm Sn OVER 2-3µm Ni	7.6	10.1	4.8	7.62	6	2	1814642-5
105	0.75µm Au	0.25µm Au OVER 2-3µm Ni	5.0	10.1	4.8	7.62	4	1	1814642-4
105	FLASH Au	5µm Sn OVER 2-3µm Ni	5.0	10.1	4.8	7.62	4	1	1814642-3
105	5µm MIN Sn	5µm Sn OVER 2-3µm Ni	5.0	10.1	4.8	7.62	4	1	1814642-2
105	0.75µm Au	5µm Sn OVER 2-3µm Ni	5.0	10.1	4.8	7.62	4	1	1814642-1

THIS DRAWING IS A CONTROLLED DOCUMENT.

DIMENSIONS: mm

TOLERANCES UNLESS OTHERWISE SPECIFIED

0 PLC	±
1 PLC	±
2 PLC	±
3 PLC	±
4 PLC	±
ANGLES	±
FINISH	-

MATERIAL: -

APPROVED: A. Morey (DWN), S. Parlow (CHK), F. Wheeler-King (APVD)

DATE: 18APR06

PRODUCT SPEC: -

APPLICATION SPEC: -

WEIGHT: -

CUSTOMER DRAWING

tyco Electronics

Tyco Electronics Corporation
Bideford, UK, EX39 4HE

OPEN FRAME DIP IC SOCKET

SIZE: A2, CAGE CODE: 00779, DRAWING NO: C=1814642


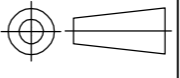
RESTRICTED TO: -

SCALE: 2:1, SHEET: 1 OF 2, REV: B

THIS DRAWING IS UNPUBLISHED. RELEASED FOR PUBLICATION 01NOV.2005.
 © COPYRIGHT 2005 BY TYCO ELECTRONICS CORPORATION. ALL RIGHTS RESERVED.

Loc	DIST	REVISIONS					
		P	LTR	DESCRIPTION	DATE	DWN	APVD
E	B	-	-	SEE SHEET 1	-	-	-

Part No	Fig	Number Of Positions	Dimensions				Sleeve Plating	Contact Plating	No. Of Parts Per Tube
			A	B	C	D			
2-1814642-9	3	28	10.16	7.0	12.6	35.5	5µm Sn OVER 2-3µm Ni	0.75µm Au	14
3-1814642-0	3	28	10.16	7.0	12.6	35.5	5µm Sn OVER 2-3µm Ni	5µm MIN Sn	14
3-1814642-1	3	28	10.16	7.0	12.6	35.5	5µm Sn OVER 2-3µm Ni	FLASH Au	14
3-1814642-2	3	28	10.16	7.0	12.6	35.5	0.25µm Au OVER 2-3µm Ni	0.75µm Au	14
3-1814642-3	4	28	15.24	10.5	17.7	35.5	5µm Sn OVER 2-3µm Ni	0.75µm Au	14
3-1814642-4	4	28	15.24	10.5	17.7	35.5	5µm Sn OVER 2-3µm Ni	5µm MIN Sn	14
3-1814642-5	4	28	15.24	10.5	17.7	35.5	5µm Sn OVER 2-3µm Ni	FLASH Au	14
3-1814642-6	4	28	15.24	10.5	17.7	35.5	0.25µm Au OVER 2-3µm Ni	0.75µm Au	14
3-1814642-7	3	32	10.16	7.0	12.6	40.6	5µm Sn OVER 2-3µm Ni	0.75µm Au	12
3-1814642-8	3	32	10.16	7.0	12.6	40.6	5µm Sn OVER 2-3µm Ni	5µm MIN Sn	12
3-1814642-9	3	32	10.16	7.0	12.6	40.6	5µm Sn OVER 2-3µm Ni	FLASH Au	12
4-1814642-0	3	32	10.16	7.0	12.6	40.6	0.25µm Au OVER 2-3µm Ni	0.75µm Au	12
4-1814642-1	4	32	15.24	10.5	17.7	40.6	5µm Sn OVER 2-3µm Ni	0.75µm Au	12
4-1814642-2	4	32	15.24	10.5	17.7	40.6	5µm Sn OVER 2-3µm Ni	5µm MIN Sn	12
4-1814642-3	4	32	15.24	10.5	17.7	40.6	5µm Sn OVER 2-3µm Ni	FLASH Au	12
4-1814642-4	4	32	15.24	10.5	17.7	40.6	0.25µm Au OVER 2-3µm Ni	0.75µm Au	12
4-1814642-5	4	40	15.24	10.5	17.7	50.6	5µm Sn OVER 2-3µm Ni	0.75µm Au	10
4-1814642-6	4	40	15.24	10.5	17.7	50.6	5µm Sn OVER 2-3µm Ni	5µm MIN Sn	10
4-1814642-7	4	40	15.24	10.5	17.7	50.6	5µm Sn OVER 2-3µm Ni	FLASH Au	10
4-1814642-8	4	40	15.24	10.5	17.7	50.6	0.25µm Au OVER 2-3µm Ni	0.75µm Au	10
4-1814642-9	4	48	15.24	10.5	17.7	60.9	5µm Sn OVER 2-3µm Ni	0.75µm Au	8
5-1814642-0	4	48	15.24	10.5	17.7	60.9	5µm Sn OVER 2-3µm Ni	5µm MIN Sn	8
5-1814642-1	4	48	15.24	10.5	17.7	60.9	5µm Sn OVER 2-3µm Ni	FLASH Au	8
5-1814642-2	4	48	15.24	10.5	17.7	60.9	0.25µm Au OVER 2-3µm Ni	0.75µm Au	8
5-1814642-3	5	50	15.24	10.5	17.7	63.4	5µm Sn OVER 2-3µm Ni	0.75µm Au	8
5-1814642-4	5	50	15.24	10.5	17.7	63.4	5µm Sn OVER 2-3µm Ni	5µm MIN Sn	8
5-1814642-5	5	50	15.24	10.5	17.7	63.4	5µm Sn OVER 2-3µm Ni	FLASH Au	8
5-1814642-6	5	50	15.24	10.5	17.7	63.4	0.25µm Au OVER 2-3µm Ni	0.75µm Au	8
5-1814642-7	5	50	22.86	17.3	25.3	63.4	5µm Sn OVER 2-3µm Ni	0.75µm Au	8
5-1814642-8	5	50	22.86	17.3	25.3	63.4	5µm Sn OVER 2-3µm Ni	5µm MIN Sn	8
5-1814642-9	5	50	22.86	17.3	25.3	63.4	5µm Sn OVER 2-3µm Ni	FLASH Au	8
6-1814642-0	5	50	22.86	17.3	25.3	63.4	0.25µm Au OVER 2-3µm Ni	0.75µm Au	8
6-1814642-1	5	52	15.24	10.5	17.7	65.9	5µm Sn OVER 2-3µm Ni	0.75µm Au	7
6-1814642-2	5	52	15.24	10.5	17.7	65.9	5µm Sn OVER 2-3µm Ni	5µm MIN Sn	7
6-1814642-3	5	52	15.24	10.5	17.7	65.9	5µm Sn OVER 2-3µm Ni	FLASH Au	7
6-1814642-4	5	52	15.24	10.5	17.7	65.9	0.25µm Au OVER 2-3µm Ni	0.75µm Au	7
6-1814642-5	5	52	22.86	17.3	25.3	65.9	5µm Sn OVER 2-3µm Ni	0.75µm Au	7
6-1814642-6	5	52	22.86	17.3	25.3	65.9	5µm Sn OVER 2-3µm Ni	5µm MIN Sn	7
6-1814642-7	5	52	22.86	17.3	25.3	65.9	5µm Sn OVER 2-3µm Ni	FLASH Au	7
6-1814642-8	5	52	22.86	17.3	25.3	65.9	0.25µm Au OVER 2-3µm Ni	0.75µm Au	7
6-1814642-9	6	16/32	10.16	7.0	12.6	40.6	5µm Sn OVER 2-3µm Ni	0.75µm Au	12
7-1814642-0	6	16/32	10.16	7.0	12.6	40.6	5µm Sn OVER 2-3µm Ni	5µm MIN Sn	12
7-1814642-1	6	16/32	10.16	7.0	12.6	40.6	5µm Sn OVER 2-3µm Ni	FLASH Au	12
7-1814642-2	6	16/32	10.16	7.0	12.6	40.6	0.25µm Au OVER 2-3µm Ni	0.75µm Au	12

THIS DRAWING IS A CONTROLLED DOCUMENT.		DWN A. Morey 01NOV05	 Tyco Electronics Corporation Bideford, UK, EX39 4HE	
DIMENSIONS: mm		CHK S. Parlow 18APR06	NAME F. Wheeler-King	
		APVD F. Wheeler-King 18APR06	PRODUCT SPEC	
TOLERANCES UNLESS OTHERWISE SPECIFIED:		APPLICATION SPEC		
0 PLC ± - 1 PLC ± - 2 PLC ± - 3 PLC ± - 4 PLC ± - ANGLES ± -		SIZE A2		
MATERIAL		CAGE CODE 00779		
FINISH		DRAWING NO C=1814642		
		RESTRICTED TO		
CUSTOMER DRAWING		SCALE 1:1 SHEET 2 OF 2 REV B		