



PIDG

TE Internal #: 165429-1

Crimp Wire Pins, Tabs & Ferrules, Shur-Plug Receptacle, 17 – 13 AWG Wire Size, 1 – 2.6 mm² Wire Size, 2048 – 5178 CMA Wire Size, Closed, PIDG

[View on TE.com >](#)

Terminals & Splices > Crimp Wire Pins, Tabs & Ferrules > PIDG Shur Plugs



Crimp Wire Terminal Type: **Shur-Plug Receptacle**
 Compatible Insulation Diameter Range: **4 mm [.157 in]**
 Wire Size: **2048 – 5178 CMA**

[All PIDG Shur Plugs \(7\)](#)

Features

Product Type Features

Sealable	No
Wire Insulation Support Retention Type	Insulation Support

Configuration Features

Compatible With Wire & Cable Type	Discrete Wire
-----------------------------------	---------------

Body Features

Sleeve Material	Copper
Sleeve Plating Material	Tin
Insulation Material	Nylon
Primary Product Color	Light Blue

Contact Features

Crimp Wire Terminal Type	Shur-Plug Receptacle
Barrel Type	Closed
Terminal Plating Material	Tin
Terminal Orientation	Straight



Termination Features

Termination Method to Wire & Cable	Crimp
------------------------------------	-------

Mechanical Attachment

Wire Insulation Support	With
-------------------------	------

Dimensions

Compatible Insulation Diameter Range	4 mm[.157 in]
Wire Size	2048 – 5178 CMA
Terminal Material Thickness	.79 mm[.031 in]
Overall Product Length	24.7 mm[.972 in]

Usage Conditions

Insulation Option	Fully Insulated
Operating Temperature Range	105 °C[221 °F]

Packaging Features

Packaging Quantity	500
Packaging Method	Box

Other

Terminals & Splices Comment	For use with Superchamp handtool only.
-----------------------------	--

Product Compliance

[For compliance documentation, visit the product page on TE.com>](#)

EU RoHS Directive 2011/65/EU	Compliant
EU ELV Directive 2000/53/EC	Compliant
China RoHS 2 Directive MIIT Order No 32, 2016	No Restricted Materials Above Threshold
EU REACH Regulation (EC) No. 1907/2006	Current ECHA Candidate List: JUNE 2023 (235) Candidate List Declared Against: JUNE 2023 (235) Does not contain REACH SVHC
Halogen Content	Low Halogen - Br, Cl, F, I < 900 ppm per homogenous material. Also BFR/CFR/PVC Free
Solder Process Capability	Not applicable for solder process capability

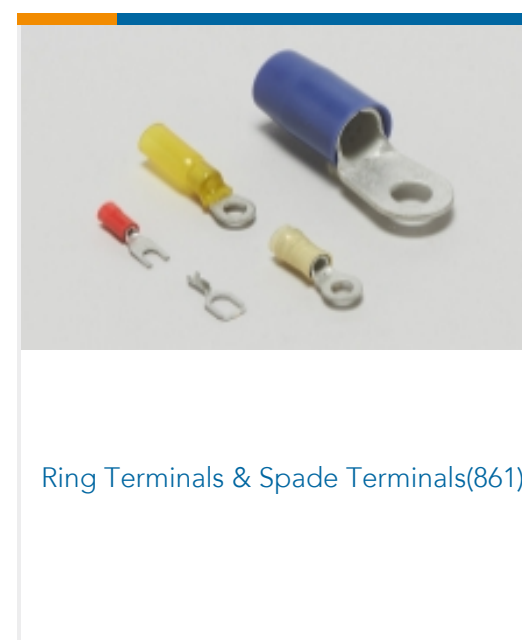



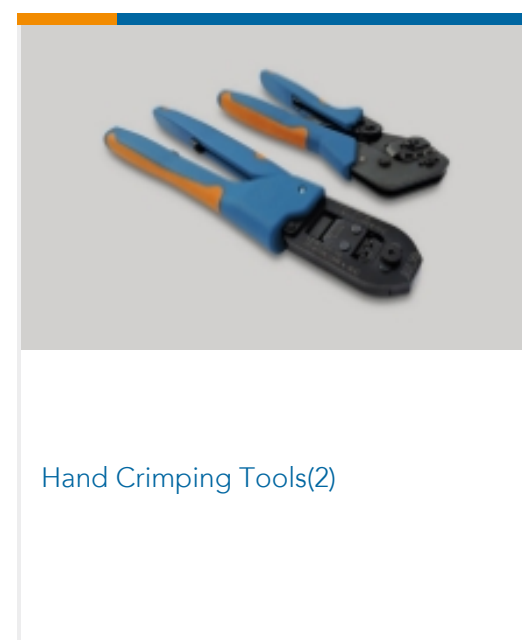
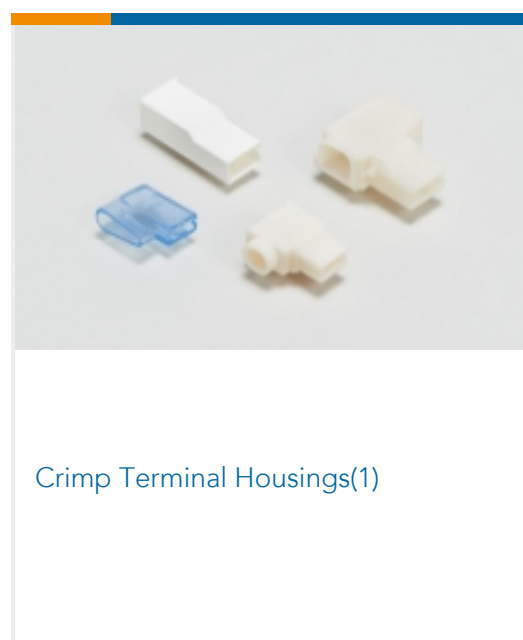
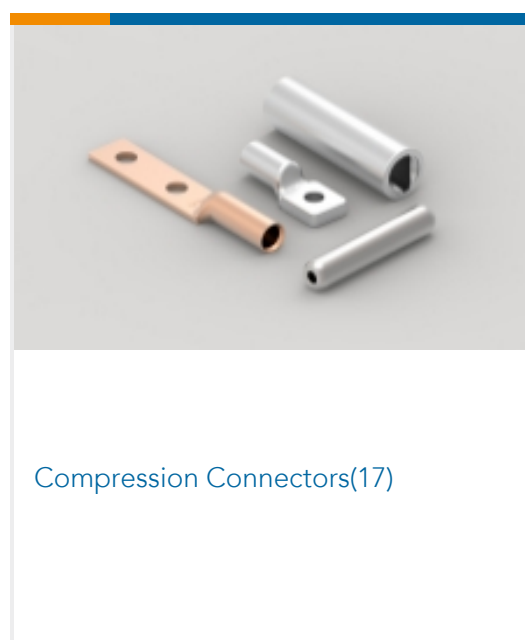
Product Compliance Disclaimer


This information is provided based on reasonable inquiry of our suppliers and represents our current actual knowledge based on the information they provided. This information is subject to change. The part numbers that TE has identified as EU RoHS compliant have a maximum concentration of 0.1% by weight in homogenous materials for lead, hexavalent chromium, mercury, PBB, PBDE, DBP, BBP, DEHP, DIBP, and 0.01% for cadmium, or qualify for an exemption to these limits as defined in the Annexes of Directive 2011/65/EU (RoHS2). Finished electrical and electronic equipment products will be CE marked as required by Directive 2011/65/EU. Components may not be CE marked. Additionally, the part numbers that TE has identified as EU ELV compliant have a maximum concentration of 0.1% by weight in homogenous materials for lead, hexavalent chromium, and mercury, and 0.01% for cadmium, or qualify for an exemption to these limits as defined in the Annexes of Directive 2000/53/EC (ELV). Regarding the REACH Regulation, the information TE provides on SVHC in articles for this part number is based on the latest European Chemicals Agency (ECHA) 'Guidance on requirements for substances in articles' posted at this URL: <https://echa.europa.eu/guidance-documents/guidance-on-reach>

Compatible Parts



Also in the Series | PIDG





Special Purpose Terminals(1)



Splices(47)

Customers Also Bought

TE Part #DTM04-12PA-L012
REC, 12P, GRY, N, FLANGE, ATE Part #0460-010-2031
DEUTSCH Solid ContactsTE Part #794901-1
03P UMNL HI TEMP PLUG HSGTE Part #794814-1
02P UMNL PLUG HSG, HI TEMPTE Part #1-480701-6
03P UMNL CAP HSG BLUTE Part #DTP06-4S-EE01
PLG, 4P, BLK, N, XCAPTE Part #DTP4P-L012-GKT
GASKET, 4P, BLK, DTPTE Part #4060-002-12141
PIN, SOLID, SIZE 12, 12-14AWG, NI

Documents

Product Drawings

SHUR PLUG REC.ASSY

English

CAD Files

Customer View Model

[ENG_CVM_165429-1_E.3d_igs.zip](#)

English

Customer View Model

[ENG_CVM_165429-1_E.3d_stp.zip](#)

English

Customer View Model

[ENG_CVM_165429-1_E.2d_dxf.zip](#)

English

3D PDF

English

3D PDF



3D

Customer View Model

[ENG_CVM_CVM_165429-1_E.2d_dxf.zip](#)

English

Customer View Model

[ENG_CVM_CVM_165429-1_E.3d_igs.zip](#)

English

Customer View Model

[ENG_CVM_CVM_165429-1_E.3d_stp.zip](#)

English

By downloading the CAD file I accept and agree to the [Terms and Conditions](#) of use.

Datasheets & Catalog Pages

[PIDG Terminals and Splices Quick Reference Guide](#)

English

[PIDG TERMINALS & SPLICES Quick Reference Guide](#)

English

[Standard Terminals & Splices](#)

English

Product Environmental Compliance

[Product Compliance](#)

English

[Product Compliance](#)

English