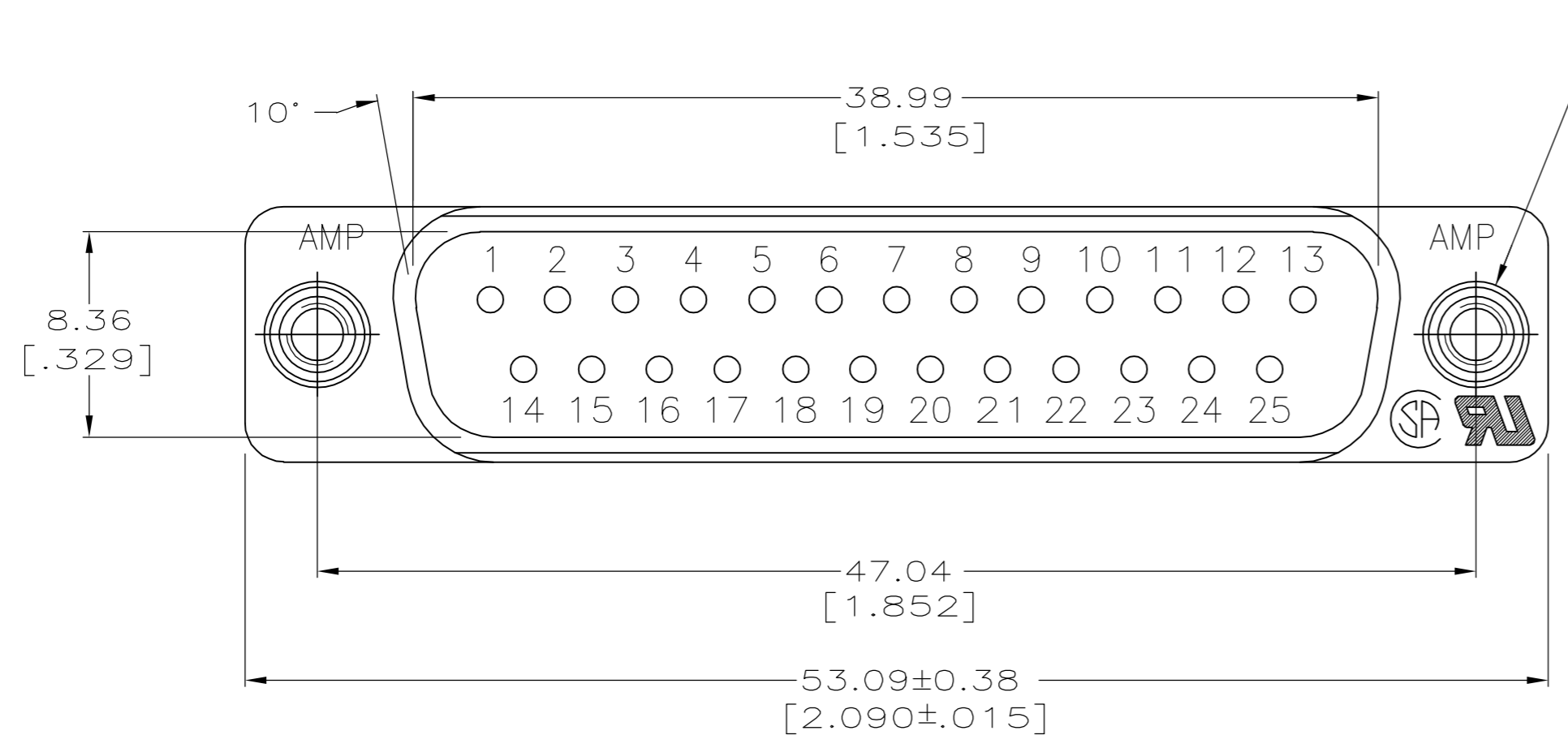


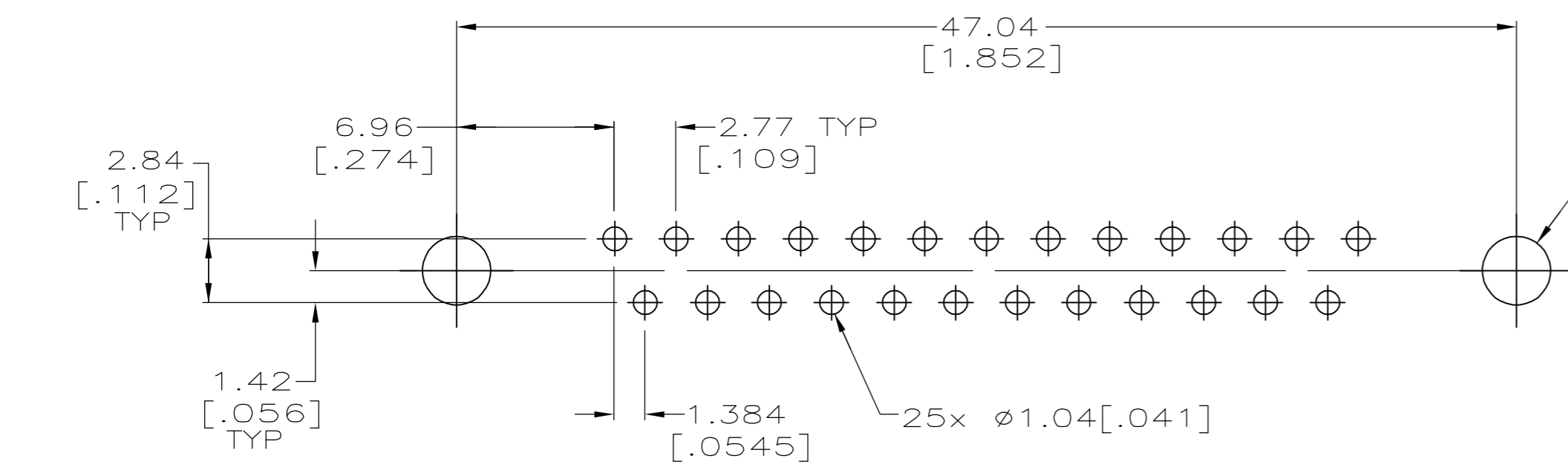
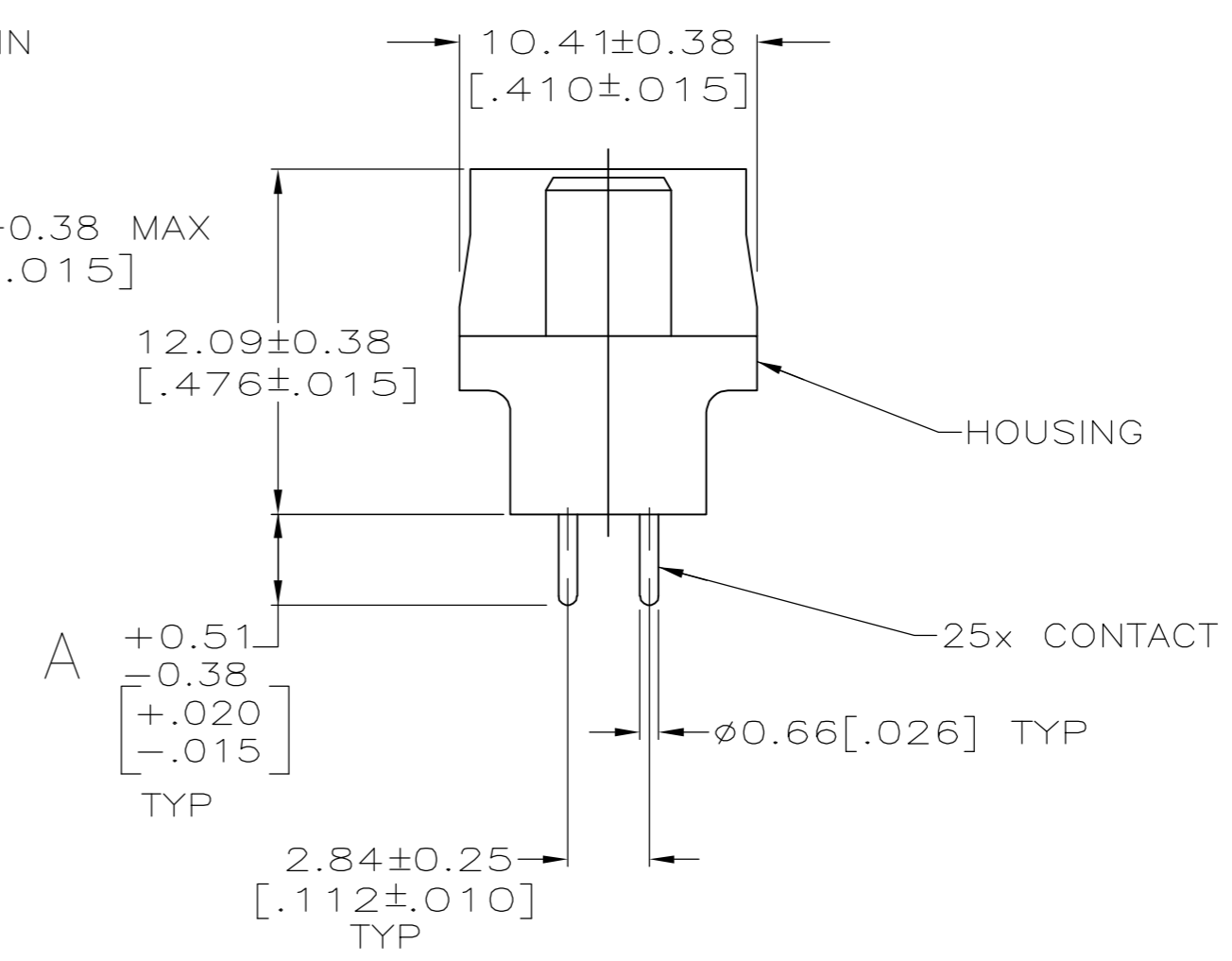
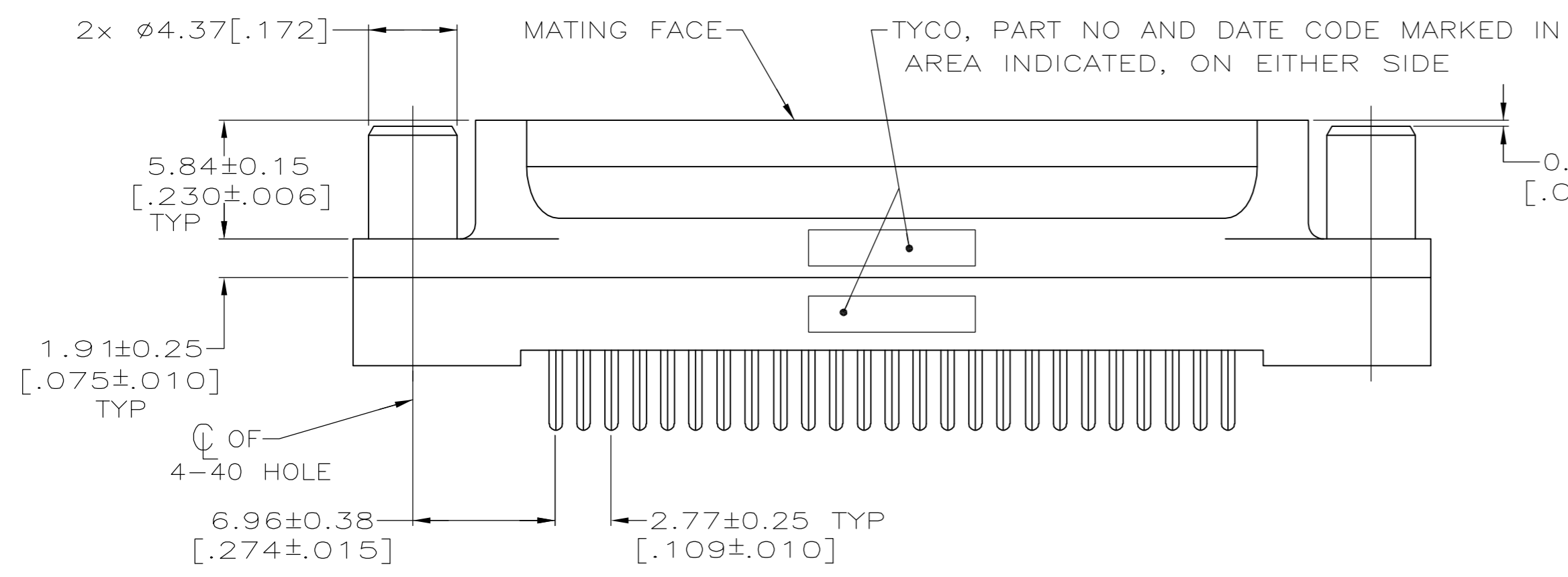
THIS DRAWING IS UNPUBLISHED. RELEASED FOR PUBLICATION  
 © COPYRIGHT BY TYCO ELECTRONICS CORPORATION. ALL RIGHTS RESERVED.

LOC		DIST		REVISIONS			
P	LTR	DESCRIPTION	DATE	DWN	APVD		
GP	00						
	A	REVISED PER ECO-06-028339	19/DEC/06	ZMR	EDB		



2x #4-40 SCREWLOCK

- 1 HOUSING: BLACK POLYESTER, UL 94V-0 RATED; CONTACTS: BRASS SCREWLOCKS: BRASS.
- 2 CONTACTS: SEE TABLE  
SCREWLOCKS: 1.27µm [.000050] MIN NICKEL OVER COPPER FLASH.
- 3 GOLD PLATED FOR A LENGTH OF 3.81 [.150] MIN FROM MATING END, GOLD FLASH IN MATED AREA, 2.54µm [.000100] MIN TIN ON OPPOSITE END, ALL OVER 1.27µm [.000050] MIN NICKEL.
- 4 GOLD PLATED FOR A LENGTH OF 3.81 [.150] MIN FROM MATING END, 0.76µm [.000030] MIN GOLD IN MATED AREA, 2.54µm [.000100] MIN TIN ON OPPOSITE END, ALL OVER 1.27µm [.000050] MIN NICKEL  
-OR-  
GOLD FLASH OVER PALLADIUM NICKEL PLATED FOR LENGTH OF 3.81 [.150] MIN FROM MATING END, 0.76µm [.000030] MIN PALLADIUM NICKEL IN MATED AREA, 2.54µm [.000100] MIN TIN ON OPPOSITE END, ALL OVER 1.27µm [.000050] MIN NICKEL.



2x ø3.05 [.120]

4.32 [.170]	3	5745073-3
3.18 [.125]	4	5745073-2
3.18 [.125]	3	5745073-1
A	CONTACT FINISH	PART NO

RECOMMENDED PC BOARD MOUNTING DIMENSIONS

**COPYRIGHT 2005  
 TYCO ELECTRONICS CORP  
 ALL RIGHTS RESERVED**

THIS DRAWING IS A CONTROLLED DOCUMENT.		DWN	G.PETERS	13SEP05	 Tyco Electronics Corporation Harrisburg, PA 17105-3608	
DIMENSIONS: mm [INCHES]		CHK	S.BOLASH	13SEP05		
TOLERANCES UNLESS OTHERWISE SPECIFIED:		APVD	M.WALMSLEY	13SEP05		
0 PLC ± - 1 PLC ± - 2 PLC ± 0.13 [.005] 3 PLC ± - 4 PLC ± - ANGLES ± 2°		PRODUCT SPEC	108-40025			
MATERIAL	FINISH	APPLICATION SPEC	-		NAME	PLUG ASSEMBLY, SIZE 3, 25 POSN, VERTICAL, AMPLIMITE HD-20
1	2	WEIGHT	-		SIZE	A2
CUSTOMER DRAWING		SCALE	4:1		CAGE CODE	00779
		SHEET	1 of 1		DRAWING NO	C=5745073
		REV	A		RESTRICTED TO	-