

1

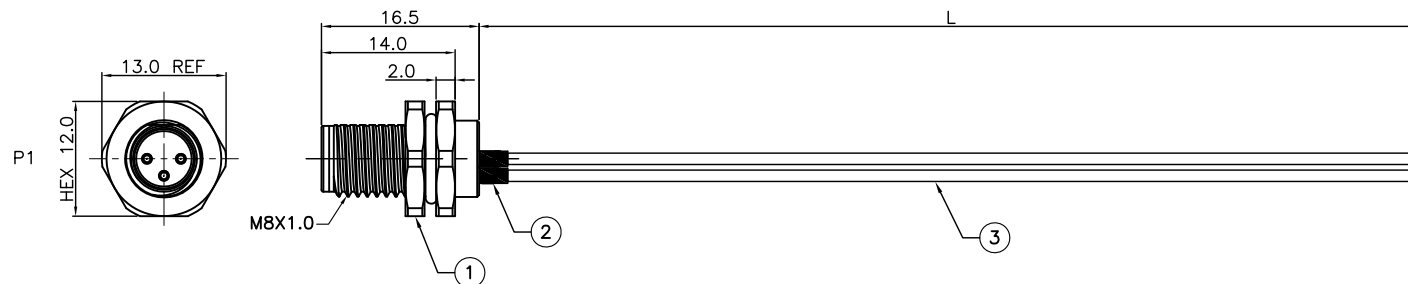
2

3

4

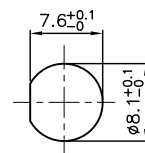
5

RoHS Compliant



Pin Assignments Front View

B Coding	Diagram				
5P					
A Coding	2P	3P	4P	6P	8P



Recommended  
Panel CUT-Out  
Thickness:Max 3.5MM

M08-XXPFXXXXX

Cable Length:  
0050:50±5mm  
0200:200±5mm  
0300:300±10mm  
0500:500±10mm  
A:A Coding B:B Coding  
F:Front Fastened  
P:Plug  
No.of Contacts

ITEM	PART NO.	DESCRIPTION	Q'TY
1	M08-XXP-FX-PM	M8 Plug Front Fastened Solder Type	1
2	825-H.S-XX-BK	Heat Shrink Tube Color:Black	A/R
3	809-1007XXTSW-XX	UL1007 XXAWG Color:XX	A/R

F						
E						
D						
C	30-Jun-2022	Add 500MM Length	Andrew	CHECKED:	Andrew	
B	08-Feb-2022	Add 200MM Length	Andrew		Bill He	
A	19-May-2021		Andrew	APPROVAL:	Bill He	
REV	DATE	FILE	BY			

GENERAL TOLERANCE:

.X=±0.50

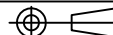
.XX=±0.30

UNIT: MM

SCALE: 1:1

SHEET: 1/2

PROJECTION:



ON-SHORE TECHNOLOGY, INC.

DESCRIPTION:

M8 PLUG FRONT FASTENED WIRE HARNESS

PART NO:

M08-XXPFXXXXX

2P PIN OUT:

P1	
1	Black
3	Brown

ITEM	PART NO.	DESCRIPTION	Q'TY
1	M08-02P-FA-PM	M8 2Pin Plug Front Fastened Solder Type	1
2	825-H.S-XX-BK	Heat Shrink Tube Color:Black	A/R
3	809-100724TSW-XX	UL1007 24AWG Color:XX	A/R

3P PIN OUT:

P1	
1	Black
3	Brown
4	Red

ITEM	PART NO.	DESCRIPTION	Q'TY
1	M08-03P-FA-PM	M8 3Pin Plug Front Fastened Solder Type	1
2	825-H.S-XX-BK	Heat Shrink Tube Color:Black	A/R
3	809-100724TSW-XX	UL1007 24AWG Color:XX	A/R

4P PIN OUT:

P1	
1	Black
2	White
3	Brown
4	Red

ITEM	PART NO.	DESCRIPTION	Q'TY
1	M08-04P-FA-PM	M8 4Pin Plug Front Fastened Solder Type	1
2	825-H.S-XX-BK	Heat Shrink Tube Color:Black	A/R
3	809-100724TSW-XX	UL1007 24AWG Color:XX	A/R

5P PIN OUT:

P1	
1	Black
2	White
3	Brown
4	Red
5	Yellow

ITEM	PART NO.	DESCRIPTION	Q'TY
1	M08-05P-FB-PM	M8 5Pin Plug Front Fastened Solder Type	1
2	825-H.S-XX-BK	Heat Shrink Tube Color:Black	A/R
3	809-100724TSW-XX	UL1007 24AWG Color:XX	A/R

6P PIN OUT:


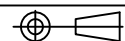
P1	
1	Black
2	White
3	Brown
4	Red
5	Yellow
6	Blue

ITEM	PART NO.	DESCRIPTION	Q'TY
1	M08-06P-FA-PM	M8 6Pin Plug Front Fastened Solder Type	1
2	825-H.S-XX-BK	Heat Shrink Tube Color:Black	A/R
3	809-100726TSW-XX	UL1007 26AWG Color:XX	A/R

8P PIN OUT:

P1	
1	Black
2	White
3	Brown
4	Red
5	Yellow
6	Blue
7	Orange
8	Green

ITEM	PART NO.	DESCRIPTION	Q'TY
1	M08-08P-FA-PM	M8 8Pin Plug Front Fastened Solder Type	1
2	825-H.S-XX-BK	Heat Shrink Tube Color:Black	A/R
3	809-100726TSW-XX	UL1007 26AWG Color:XX	A/R

F				DRAWN: Andrew	GENERAL TOLERANCE: .X=±0.50 .XX=±0.30	 ON-SHORE TECHNOLOGY, INC.
E						
D						
C	30-Jun-2022	Add 500MM Length	Andrew	CHECKED: Bill He	UNIT: MM	DESCRIPTION: M8 PLUG FRONT FASTENED WIRE HARNESS
B	08-Feb-2022	Add 200MM Length	Andrew		SCALE: 1:1	
A	19-May-2021		Andrew	APPROVAL: Bill He	SHEET: 2/2	PART NO: M08-XXPFXXXXX
REV	DATE	FILE	BY		PROJECTION: 	

A  
B  
C

D