版数 REV.	年月日 DATE	DCN NO.	変更内容 DESCRIPTION	製図 DR.	担当 CHK.	査閲 APPD.	承認 APPD.
2	22.Apr.2008	065552	REVISED NUMBER OF CONNECTORS		M.SASAKI	——	K.Hisatomi

図面番号(DRAWING NO.) SJ108383

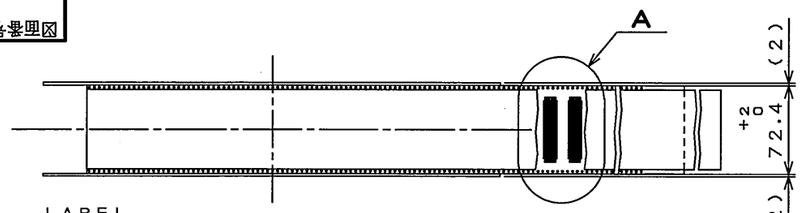

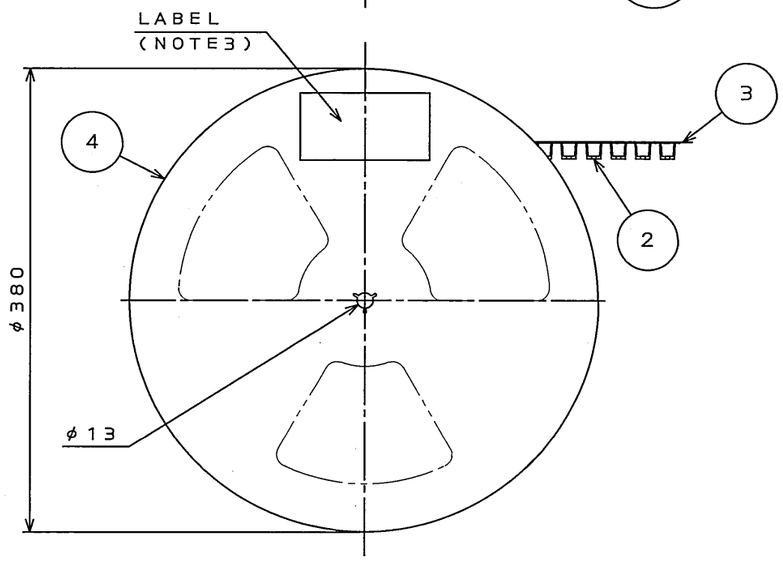

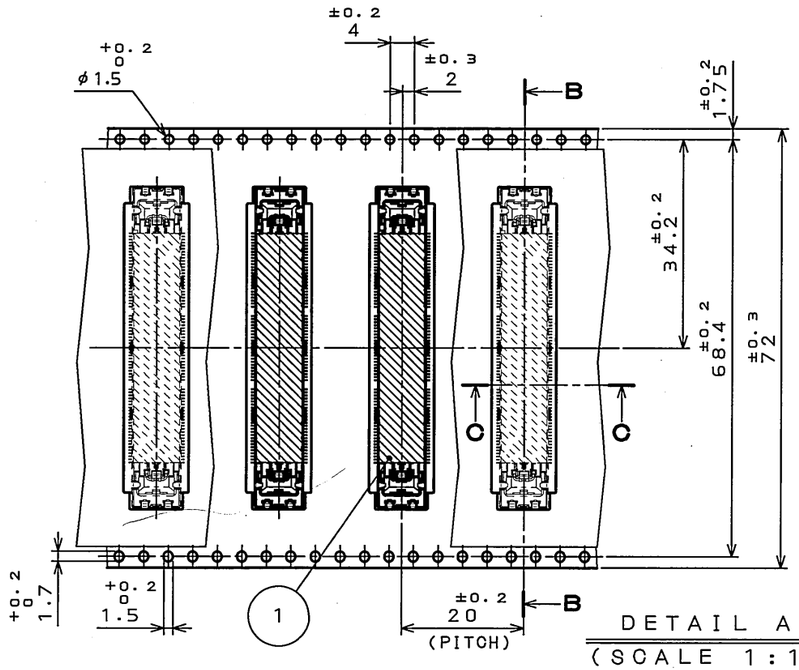

DETAIL A
(SCALE 1:1)

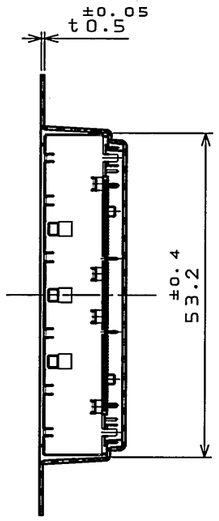

SECT. B-B
(SCALE 1:1)

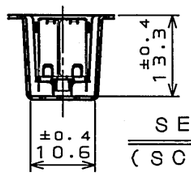

SECT. C-C
(SCALE 1:1)

△2 NOTE1.SUFFIX "R300" OF PART NUMBER WD2F144WB3R300 INDICATES 300 PCS. IN REEL.
NOTE2.REFER TO THE DRAWING SJ108382(WD2F144WB3) FOR CONNECTOR DIMENSION.
NOTE3.THE LABEL IN WHICH PART,NUMBER OF CONNECTORS, PRODUCTION DATE(LOT No.),TAPE WIDTH AND FEED PITCH ARE MARKED IS ATTACHED AS SHOWN.
NOTE4.REEL FORM MAY DIFFER FROM THE DRAWING.

△2 注1．"WD2F144WB3R300"は、収納数300個入りのリールに収納された品名を表す．
注2．コネクタ寸法はSJ108382(WD2F144WB3)参照．
注3．図示の位置に右図の表示(印刷又はシール)を行い品名、収納数、ロットNo.及びテープの幅と送りピッチを記入すること．
注4．リール形状は図面と異なることがある．

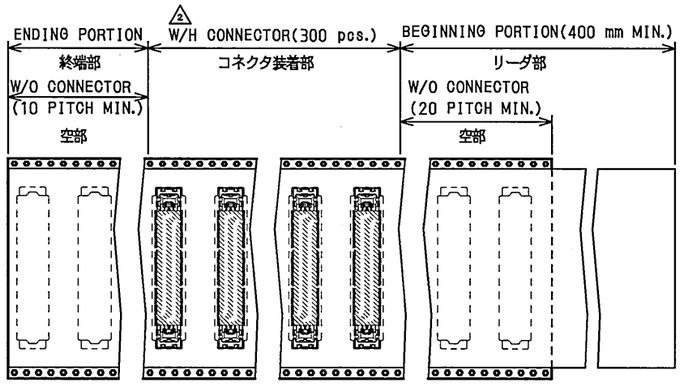

△2 FIG 1. LABEL(NOTE3)

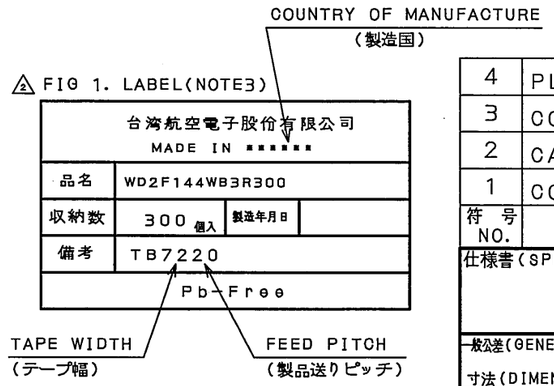

符号 NO.	名称 DESCRIPTION	個数 QTY.	材料 MATERIAL	仕上 FINISH	備考 REMARKS
4	PLASTIC REEL	1	PS(RECYCLE)	——	
3	COVER TAPE	——	POLYESTER	——	
2	CARRIER TAPE	——	PS	——	
1	CONNECTOR	300	△2 ——	——	WD2F144WB3 (SJ108382)(NOTE2)

仕様書(SPECIFICATION)

第1版(ORIGINAL DATE) 14.Mar.2008

一般公差(GENERAL TOLERANCE)

寸法(DIMENSION)	角度(ANGLES)
. ±0.8	X° ±
.X ±0.4	X°X' ±
.XX ±0.1	
.XXX ±	

製図 DR.	
担当 CHK.	M.SASAKI
査閲 APPD.	——
承認 APPD.	K.HISATOMI

尺度(SCALE) 1:1
シリーズ(SERIES) WD2
名称(TITLE) △2 WD2F144WB3R300
質量(MASS)

日本航空電子工業株式会社
JAPAN AVIATION ELECTRONICS INDUSTRY, LTD.

図面番号(DRAWING NO.) SJ108383
版数(REV.) 2
SIZE A3

JAE-CONNECTOR.COM
Reference Only

LEAD FREE この製品は鉛フリー品です

JAE CONNECTOR DIV. PROPRIETARY.
COPYRIGHT (C) 2008, JAPAN AVIATION ELECTRONICS INDUSTRY, LTD.

DOF-0-212F(05.08)

0 10 20 30 40 50 60 70 80 90 100