

SAC-5P-M12MS/ 1,5-PUR/M12FR SH

Order No.: 1501045

<http://eshop.phoenixcontact.de/phoenix/treeViewClick.do?UID=1501045>

Sensor/Actuator cable, 5-position, PUR, halogen-free, Black-gray RAL 7021, shielded, Plug, straight M12, A-coded, on Socket, angled M12, A-coded, Cable length: 1.5 m

Commercial data	
GTIN (EAN)	4017918612375
Note	Made-to-order
sales group	D117
Pack	1 pcs.
Customs tariff	85444290
Weight/Piece	0.1045 KG
Catalog page information	Page 89 (PC-2009)

Product notes

WEEE/RoHS-compliant since:
10/31/2006



<http://www.download.phoenixcontact.com>
Please note that the data given here has been taken from the online catalog. For comprehensive information and data, please refer to the user documentation. The General Terms and Conditions of Use apply to Internet downloads.

Technical data	
General data	
Rated current at 40°C	4 A
Rated voltage	60 V
Number of positions	5
Volume resistance	≤ 5 mΩ

Insulation resistance	≥ 100 MΩ
Length of cable	1.5 m
Ambient temperature (operation)	-25 °C ... 90 °C (Male connector / female connector)

General characteristics

Standards/regulations	M12 male connector IEC 61076-2-101
Coding	A - standard
Surge voltage category	II
Pollution degree	3
Degree of protection	IP65/IP67/IP69K
Insertion/withdrawal cycles	≥ 100
Contact material	CuSn
Contact surface material	Ni/Au
Contact carrier material	TPU GF
Material of grip body	TPU, hardly inflammable, self-extinguishing
Material, knurls	Zinc die-cast, (nickel-plated)
Sealing material	NBR
Status display	No

Conductor data

Cable type	PUR halogen-free black shielded
Cable type (abbreviation)	PUR
Cable abbreviation	Li9Y-V1-C-V1-11Y
Conductor cross section	0.34 mm ²
AWG signal line	22
Conductor structure signal line	42x 0.10 mm
Core diameter including insulation	1.27 mm ±0.02 mm
Thickness, insulation	Approx. 0.21 mm (Core insulation)
	Approx. 0.8 mm (Outer cable sheath)
External cable diameter	5.90 mm
Wire colors	Brown, white, blue, black, gray
External sheath, color	Black-gray RAL 7021
Insulation resistance	≥ 100 GΩ*km
Conductor resistance	max. 58 Ω/km
Nominal voltage, conductor	300 V
Test voltage, conductor	3000 V

Overall twist	5 wires around filler to the core
Shielding	Braided copper wires
Optical shield covering	85 %
Outer sheath, material	PUR
Material, filler	PE
Material conductor insulation	PP
Conductor material	Bare Cu litz wires
Cable weight	48 kg/km
Smallest bending radius, fixed installation	59 mm
Smallest bending radius, movable installation	59 mm
Number of bending cycles	4000000
Bending radius	59 mm
Traversing path	10 m
Traversing rate	3 m/s
Acceleration	10 m/s ²
Ambient temperature (operation)	-40 °C ... 80 °C (cable, fixed installation) -25 °C ... 80 °C (cable, flexible installation)
Special properties	Flexible cable conduit capable Silicone-free Free of substances which would hinder coating with paint or varnish
Flame resistance	in accordance with DIN UL-Style 20549
Halogen-free	in accordance with DIN VDE 0472 part 815
Resistance to oil	in accordance with DIN EN 60811-2-1
Other resistance	Highly resistant to acids, alkaline solutions and solvents hydrolysis and microbe resistant

Certificates / Approvals

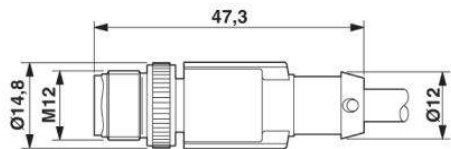


Certification

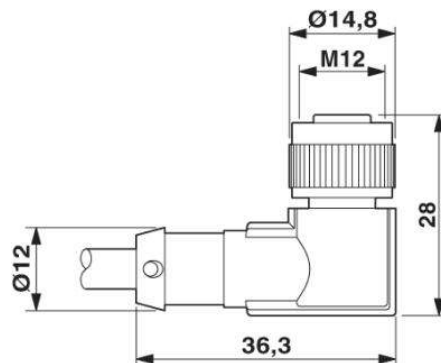
CUL Listed, GOST, UL Listed

Diagrams/Drawings

Dimensioned drawing

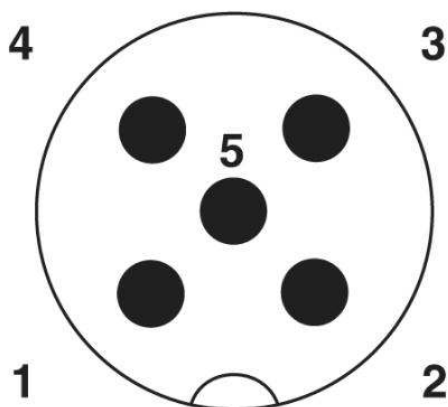


M12 x 1 male connector, straight, shielded

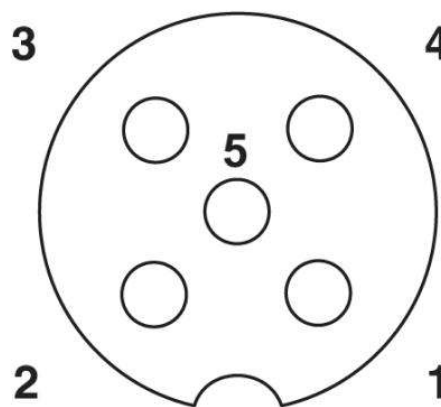


M12 x 1 female connector, angled, shielded

Schematic diagram



Pin assignment M12 male connector, 5-pos., A-coded, male side



Pin assignment M12 socket, 5-pos., A-coded, socket side view

Address

PHOENIX CONTACT Inc., USA
586 Fulling Mill Road
Middletown, PA 17057, USA
Phone (800) 888-7388
Fax (717) 944-1625
<http://www.phoenixcon.com>



© 2010 Phoenix Contact
Technical modifications reserved;