

6 to 18GHz 10dB Symmetrical Directional Coupler

FPC06719

DESCRIPTION

DLI introduces its new high frequency, wide band surface mountable catalog direction couplers. These couplers incorporate DLI's high dielectric ceramic materials which provide small size and minimal performance variation over temperature. They are available in symmetrical and Asymmetrical versions

FEATURES

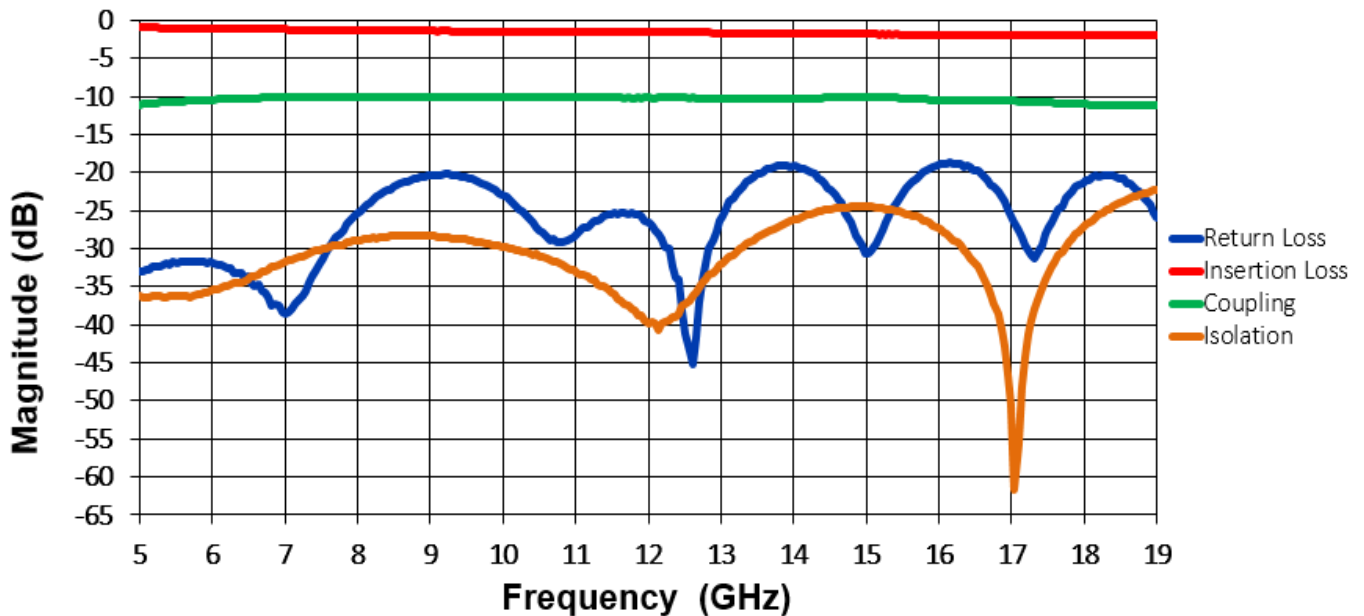
- Small Size
- Excellent Repeatability
- Surface Mountable
- Moisture Sensitivity Level: MSL1
- Frequency Stable over Temperature
- Operating & Storage Temp: -55°C to +125°C
- Characteristic Impedance: 50Ω

SPECIFICATIONS*

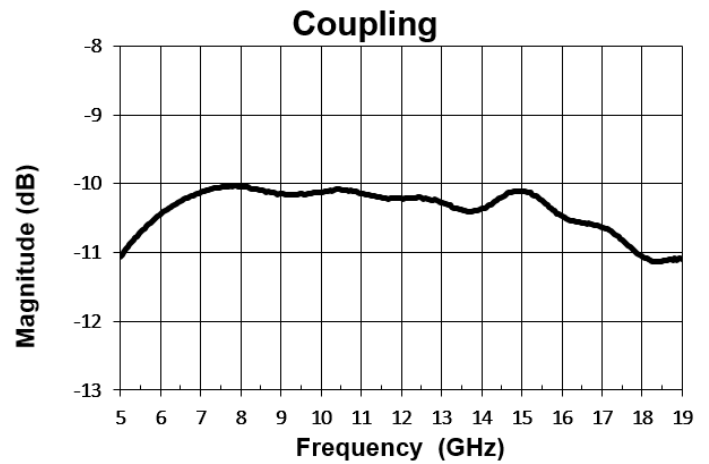
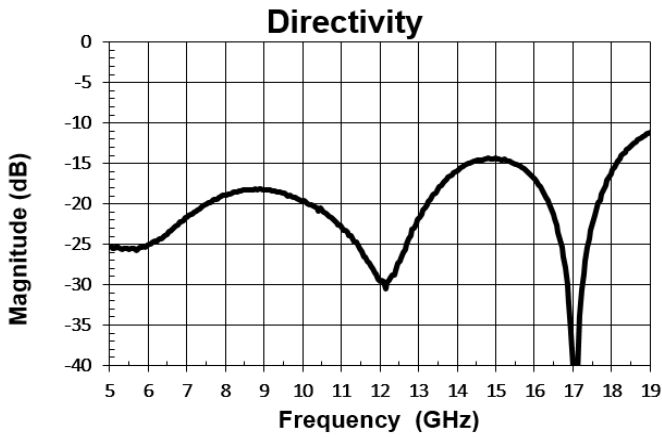
Parameter	Frequency (GHz)	Min	Max
Passband Insertion Loss* (dB)	6-18		1
Passband Return Loss (dB)		18	
Coupling (dB)		10	11.5
Directivity (dB)		10	
Input Power (W)			TBD
Size (LxWxH)	0.255 x .100 x .015 in 6.477 x 2.54 x .381mm		

*Electrical specifications based on typical mounted performance at room temperature. Insertion loss shall vary ±0.5dB over temperature.

Typical Measured Performance

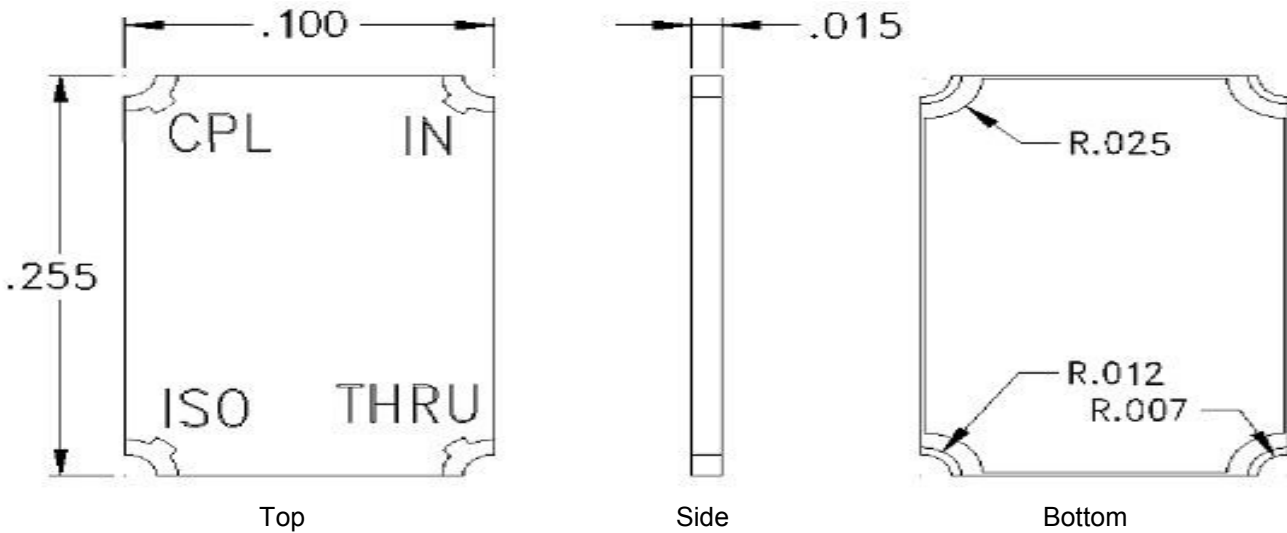


*Typical measured performance mounted on RO4350B test board at 25°C.

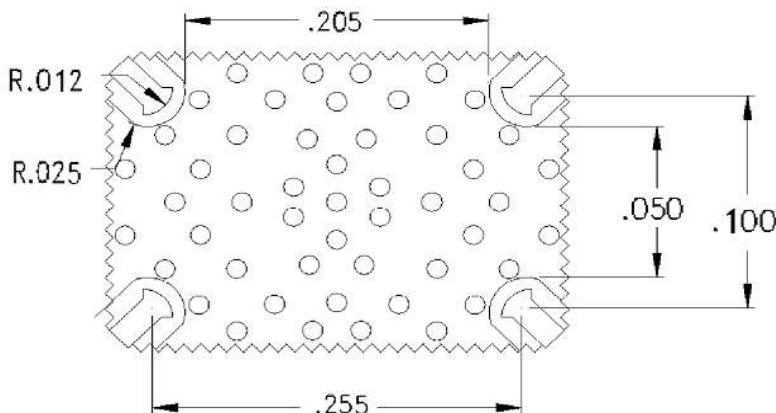


Physical Dimensions

Units = mils



Recommended PCB Layout



- 50Ω trace dimensions are application specific.
- Ensure adequate grounding beneath the part.
- Trace feed locations can be horizontal, vertical, or angled.

