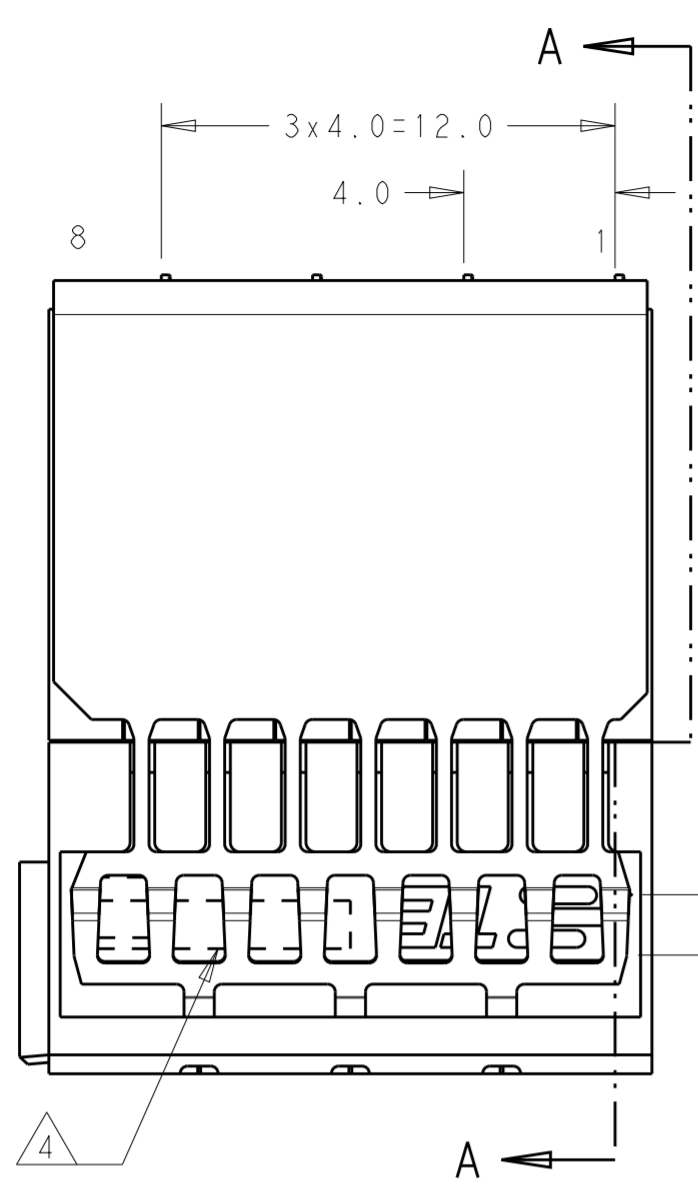
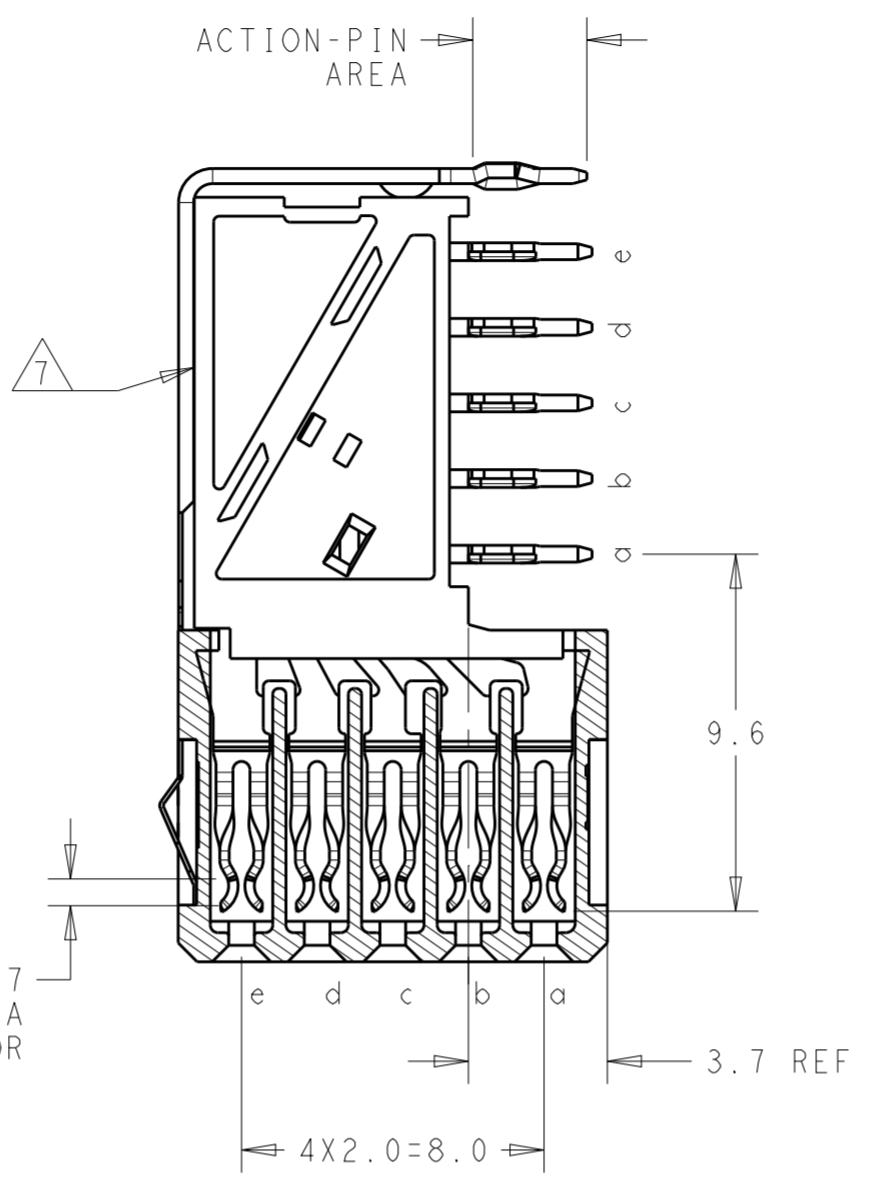


THIS DRAWING IS UNPUBLISHED. RELEASED FOR PUBLICATION 20
 © COPYRIGHT 20 BY - ALL RIGHTS RESERVED.

REVISIONS				
P	LTR	DESCRIPTION	DATE	DWN APVD
1		INITIAL DRAWING	07NOV2018	FL HL

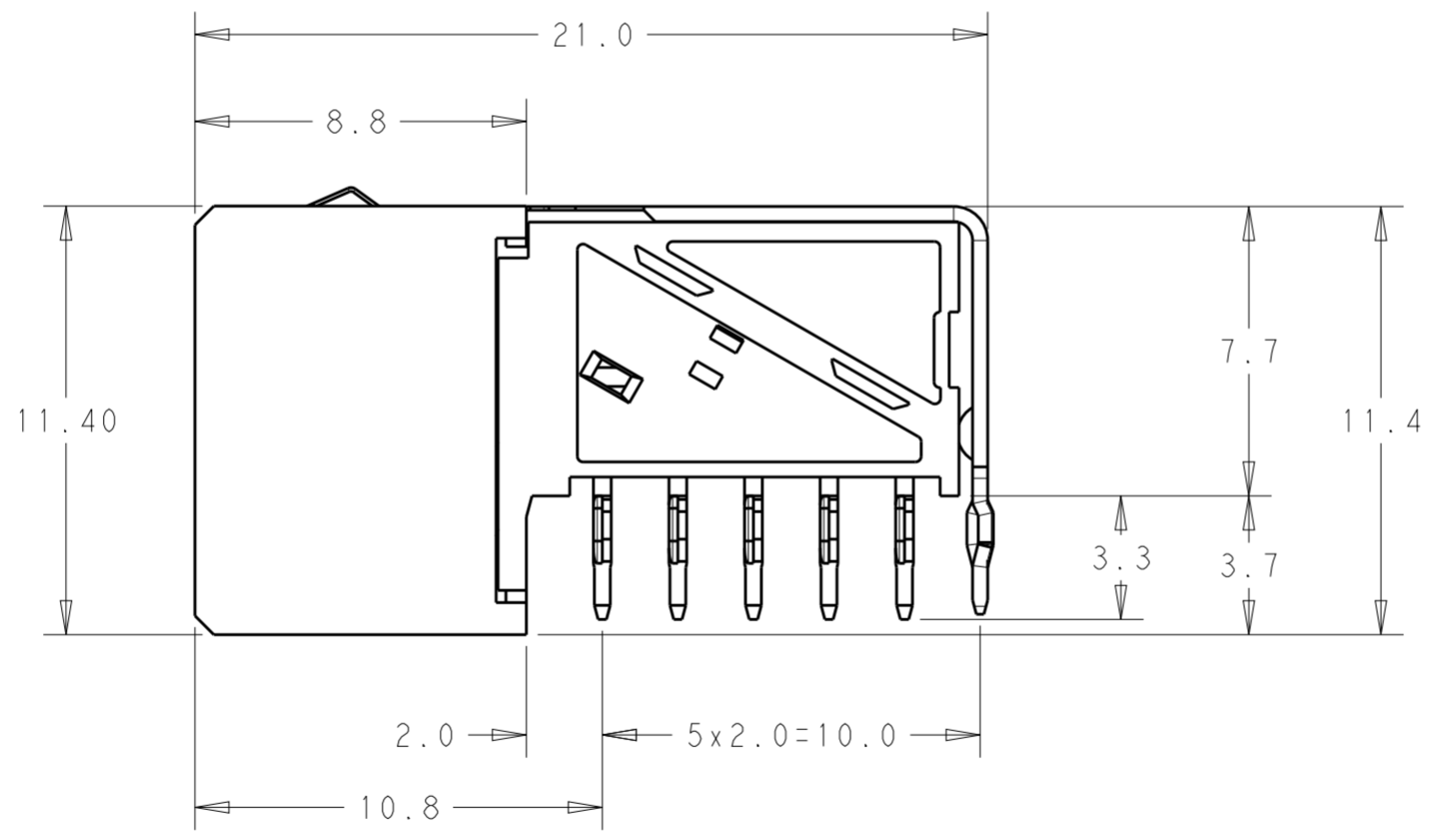
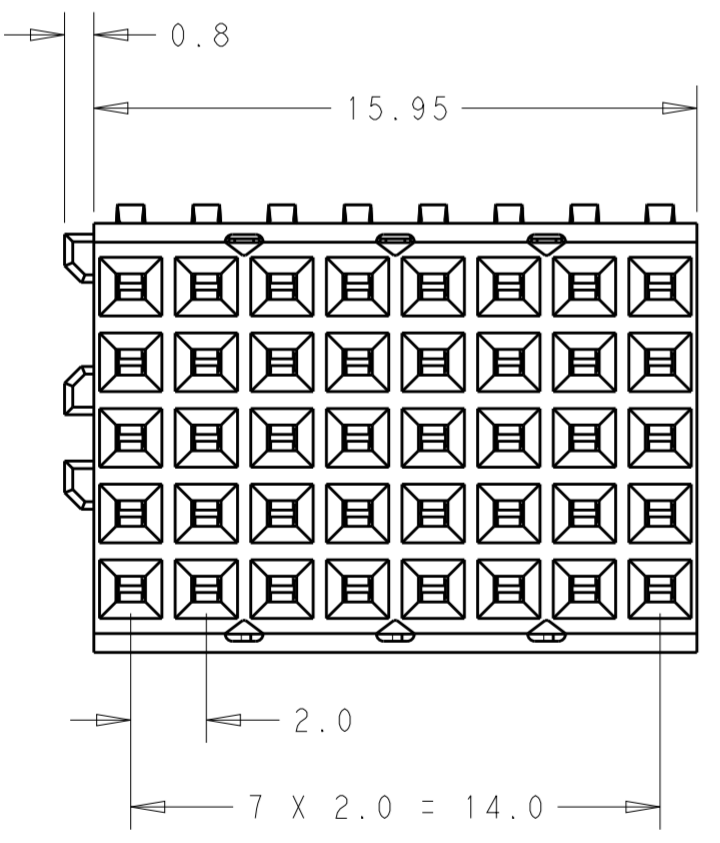


SECTION A-A



1.60 CONTACT AREA SHIELD

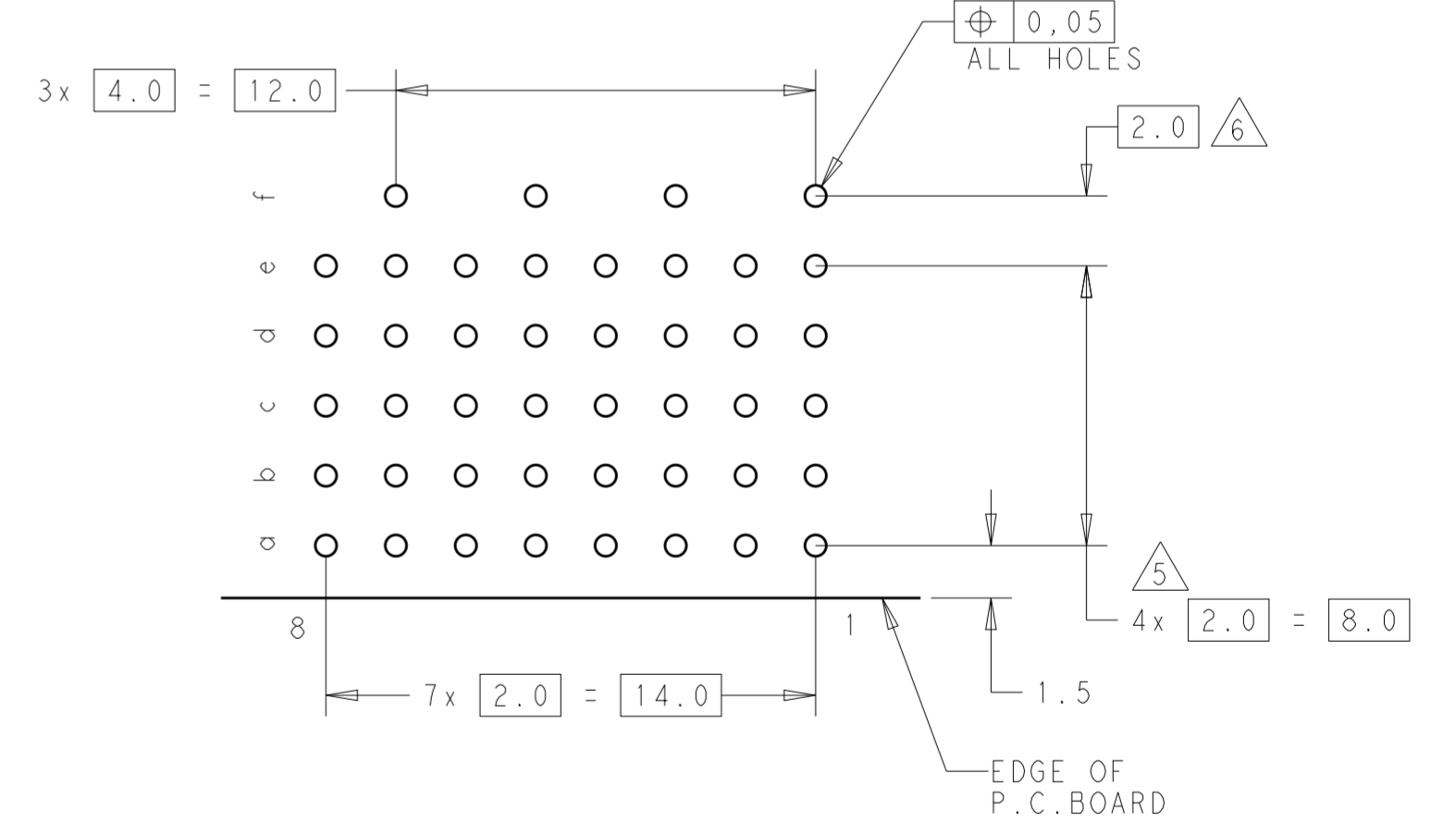
0.7 CONTACT AREA CONNECTOR



NOTES:

- 1 MATERIAL CONTACTS; PHOSPHORBRONZE
MATERIAL SHIELD ; PHOSPHORBRONZE
MATERIAL HOUSING; GLASSFILLED POLYESTER (GRAY)
- 2 GENERAL PLATING SPECIFICATION: UNDERPLATING (ENTIRE CONTACT):
1,27µm NICKEL MIN. AND ACTION PIN: 0,5µm TIN MIN.
FOR PLATING OF MATING SURFACES SEE APPLICABLE
SPECIFICATION REFERENCE FOR EACH DASH NUMBER.
- 3 CONFORMS TO ALL TESTING ACCORDING IEC 61076-4-101 PERFORMANCE LEVEL 2.
- 4 ASSEMBLY PRINTED WITH P/N AND DATECODE
THE MARKING CAN APPEAR ON THE FRONT SIDE OR BACK SIDE.
- 5 HOLE PATTERN FOR FEMALE CONNECTOR
PLATED-THROUGH HOLES AT 2x2mm SQUARE GRID
- 6 ROW "f" 4 PLATED THROUGH HOLES FOR UPPERSHIELD
- 7 SHIELD MOUNTED ON CONNECTOR WITH DOUBLE SIDED
ADHESIVE TAPE OR ADHESIVE

COMPONENT SIDE AS SHOWN
RECOMMENDED PCB-HOLE LAY-OUT



DESIGN APPROVED THIS PRINT IS
PRELIMINARY
 TO FIRST PIECE APPROVAL
 CONTACT PRODUCT ENGINEERING
 BEFORE USING THIS PRINT

THIS DRAWING IS A CONTROLLED DOCUMENT.		DWN FRED LIU 07NOV2018
DIMENSIONS: mm		CHK ALEX SHOAL 07NOV2018
TOLERANCES UNLESS OTHERWISE SPECIFIED:		APVD HOPE LIU 07NOV2018
0 PLC	±	PRODUCT SPEC
1 PLC	±0.2	108-60123
2 PLC	±0.2	APPLICATION SPEC
3 PLC	±0.2	114-19029
4 PLC	±	WEIGHT
ANGLES	±	CUSTOMER DRAWING
FINISH	±	

2 3	1	2347330-1
FINISH	MATERIAL	PART NUMBER
STE TE Connectivity		
NAME Z-PACK 2mm HM 8 COLUMNS, TYPE 1 PRE-SHIELDED RECEPTACLE		
SIZE	CAGE CODE	DRAWING NO
A2	00779	C-2347330
RESTRICTED TO	SCALE	SHEET
-	4:1	1 OF 1
REV	1	1