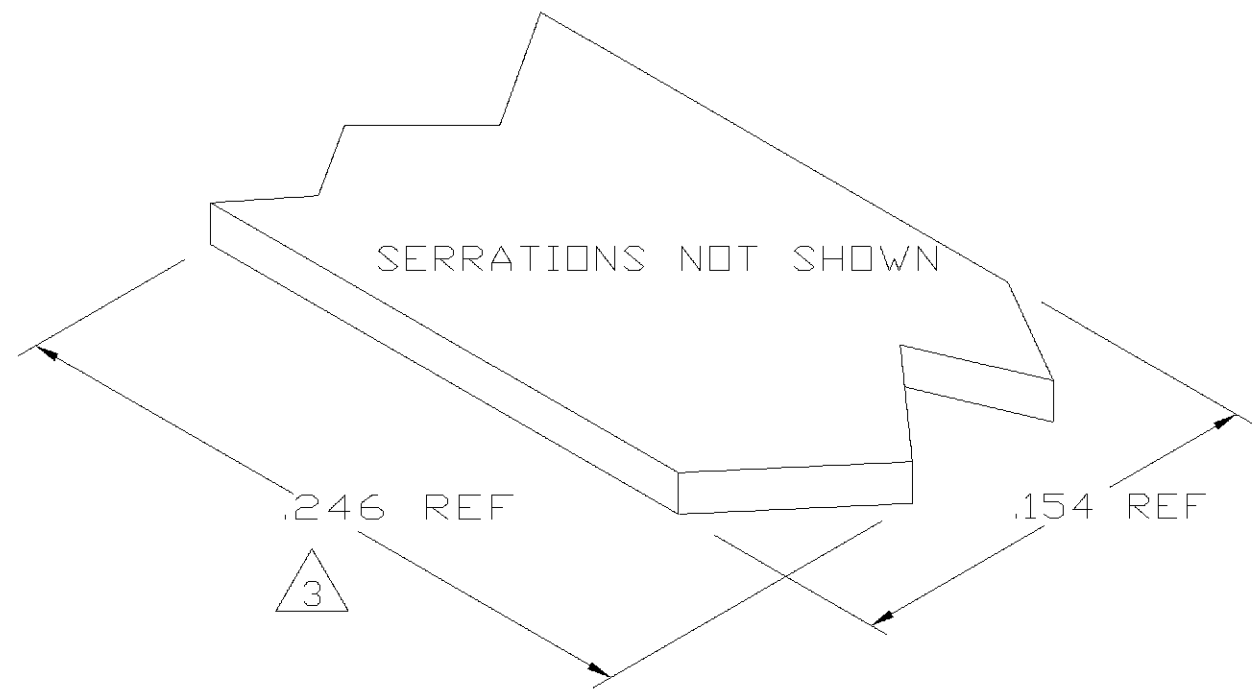
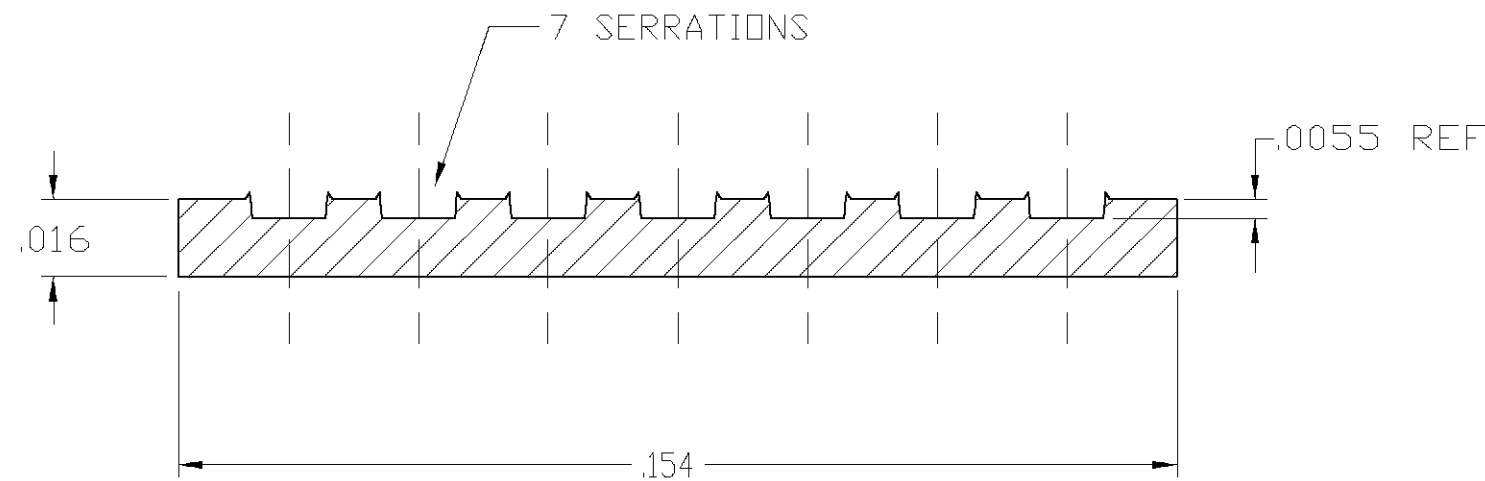


THIS DRAWING IS UNPUBLISHED. RELEASED FOR PUBLICATION
 © COPYRIGHT BY TYCO ELECTRONICS CORPORATION. ALL RIGHTS RESERVED.

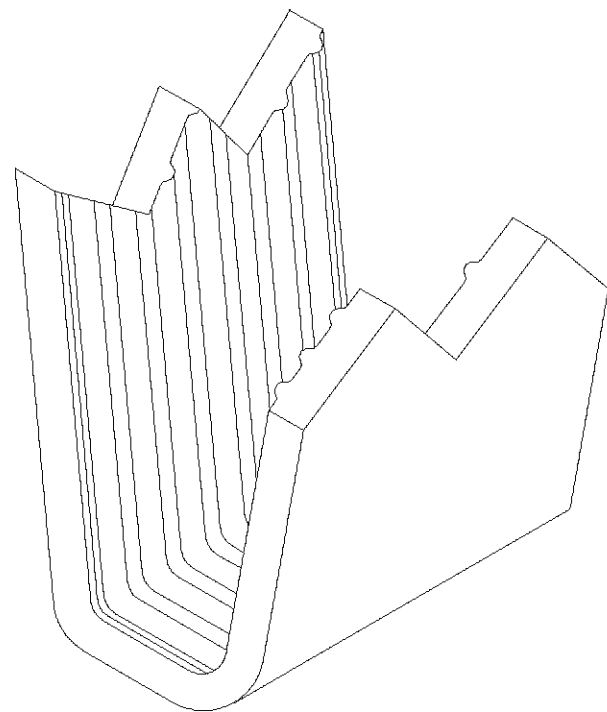
LOC	DIST	REVISIONS			
P	LTR	DESCRIPTION	DATE	DWN	APVD
AF	50	0	TRANSFERED TO TYCO FORMAT	09MAY02	MF EH



- 1 CRIMPBAND MATERIAL PROVIDED IN CONTINUOUS STRIP.
 - 2 REFERENCE DESCRIPTIVE PART NUMBER L0456R16B.
- 3 BLANK LENGTH DETERMINED BY 045 TOOLSET.



TYP. CROSS SECTION



PARTIAL FORMED VIEW (REF)
FORMED BY APPLICATION TOOLING

1601559-1
PART NUMBER

THIS DRAWING IS A CONTROLLED DOCUMENT.		DWN MICHAEL S. FEHER 09MAY2002	Tyco Electronics Corporation Harrisburg, PA 17105-3608														
DIMENSIONS: INCHES		CHK EDWARD HOWARD 09MAY2002															
TOLERANCES UNLESS OTHERWISE SPECIFIED:		APVD EDWARD HOWARD 09MAY2002	NAME -														
<table border="0"> <tr><td>0 PLC</td><td>± -</td></tr> <tr><td>1 PLC</td><td>± -</td></tr> <tr><td>2 PLC</td><td>± -</td></tr> <tr><td>3 PLC</td><td>± .005</td></tr> <tr><td>4 PLC</td><td>± -</td></tr> <tr><td>ANGLES</td><td>± -</td></tr> </table>		0 PLC	± -	1 PLC	± -	2 PLC	± -	3 PLC	± .005	4 PLC	± -	ANGLES	± -	PRODUCT SPEC -	CRIMPBAND, MTM		
0 PLC	± -																
1 PLC	± -																
2 PLC	± -																
3 PLC	± .005																
4 PLC	± -																
ANGLES	± -																
MATERIAL UNS C26000 BRASS		FINISH NONE	APPLICATION SPEC -	SIZE A3	CAGE CODE 00779	DRAWING NO C-1601559	RESTRICTED TO -										
CUSTOMER DRAWING			WEIGHT -	SCALE 1:1	SHEET 1 OF 1	REV 0											