

Probe Positioners *for T-probe*

withwave
Versatile RF & MW Test Solutions

Withwave's Probe Positioner is designed for precise RF probing measurement using T-probe which have GSG & GS contact structure. The magnetic switch on metal base plate can be turned on and off to keep the positioner firmly to its position or moved and lifted to a new position easily. Its articulated arm is controlled by arm knob at the middle joint that keeps the arm firm and steady.



■ Advantage

- Articulated and Flexible Joints
- Easy to control to X-, Y-, Z- direction using Arm Knob
- Stable test measurement


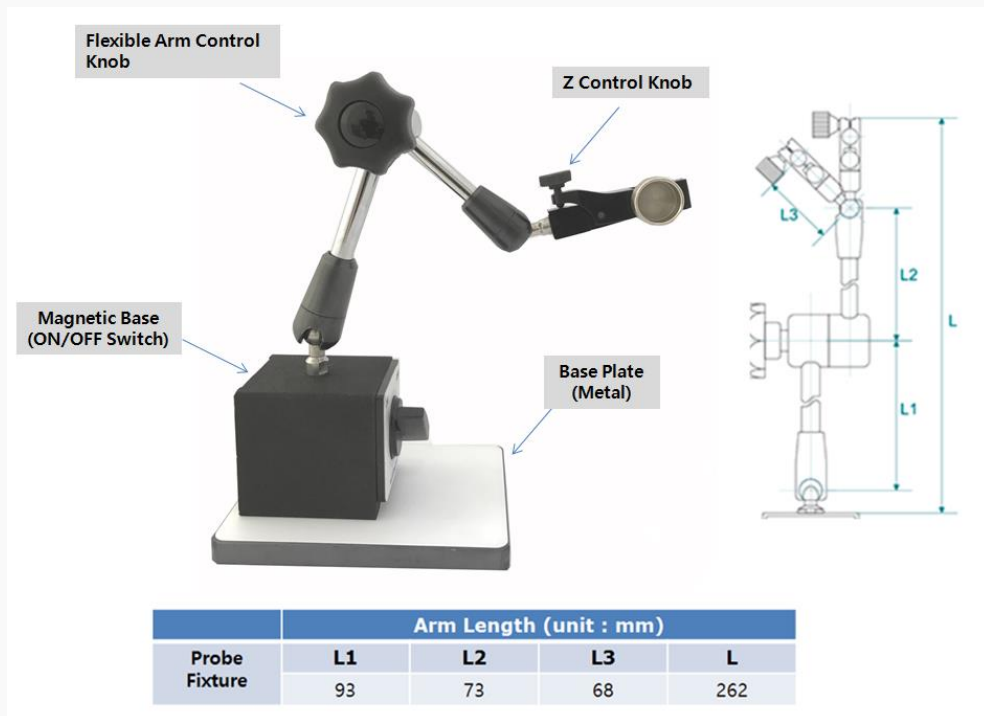
■ Applications

- RF & Microwave module signal insertion, detection & output measurement
- High frequency circuit board electrical performance analysis
- High speed digital circuit analysis



■ Specification

Scope	Items	Part No: PP-01
Mechanical	Arm Length	L1 : 93 mm L2 : 73 mm L3 : 68 mm Total Length : 262 mm
	Hole Diameter	6.0 mm (with metal ring) 7.8 mm (without metal ring)
	Magnetic Base	Size (mm): 50 x 65 x 55
	Base plate	Size (mm) : 120 x 90 Material : Steel
	Weight (Total)	2,145 g




Probe Positioners *for T-probe*

■ Installation Procedure

STEP 1 :


Insert T-Probe into Slot (metal Ring) in Control Knob.




Metal Ring

STEP 2 :

Connect Cable Assembly to 3.5 mm(or 2.92 mm type) interface of T-probe.



Cable Assembly



STEP 3 :

Tighten the joint screw for fixing the Probe and Cable assembly.




Joint Screw


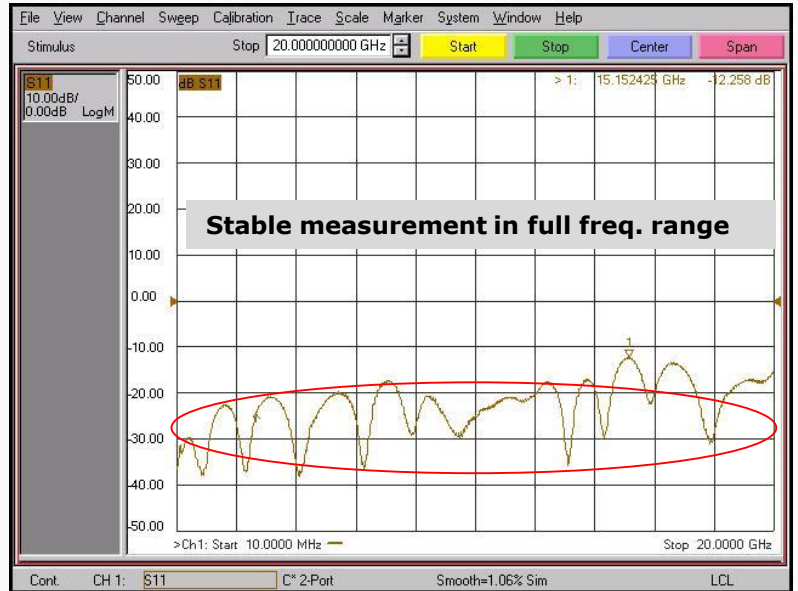
Probe Positioners for T-probe

Test Result

Freq. range : 10 MHz ~ 20 GHz




- Test Board : RO4350B (10 mil)
- Trace Length : 40 mm



Please see YouTube video for probe Measurement

■ T-Probe



■ GSG Type (pitch : 0.8/ 1.5, 2.5)


Part No.	PU-03G-01 PU-04G-01	PU-03G-02 PU-04G-02
Pitch (mm)	0.8	1.5 & 2.5
Structure		

■ GS Type (pitch : 0.8/ 1.5, 2.5)


Part No.	PU-03S-01 PU-04S-01	PU-03S-02 PU-04S-02
Pitch (mm)	0.8	1.5 & 2.5
Structure		

■ Accessories : Test Cable Assembly

W203 cable assembly




▪ Part No. : W203-SM1SM1-1M



- Frequency : DC to 26.5 GHz
- Connector : SMA(Male)
- Cable :W203
- Cable Diameter : 3.80 mm

■ Accessories : Test Cable Assembly

W100 cable assembly



- Frequency : DC to 40 GHz
- Connector : 2.92 mm (Male)
- Cable : W100
- Cable Diameter : 3.60 mm

Probe Positioners *for T-probe*

■ Revision History

Revision	Date	Changes
Ver 1.0	2017-07-01	Released Probe Positioner
Ver.1.1	2018-10-01	Adding video file for instruction
Ver 1.2	2019-10-10	Adding instruction how to insert probe into slot