

ZB5RTA331

Harmony XB5, Wireless and batteryless push button, plastic, green, Ø22, spring return with transmitter, marked I



Main

Range of Product	Harmony XB5
Product or Component Type	Wireless and batteryless transmitter
Device short name	XB5R
Bezel material	Dark grey plastic
Fixing collar material	Plastic
Mounting diameter	0.87 in (22 mm)
Transmission frequency	2405 MHz
Emission class	5M00G7W
Antenna type	Omnidirectional

Complementary

Shape of signaling unit head	Round
Type of operator	Spring return push-button with transmitter
Operator profile	Green flush, I white)
Max power consumption in W	1 mW
Number of Channels	16
Modulation technique	O-QPSK
Bandwidth	5 MHz
Antenna gain	0 dBi
Embedding Depth	1.65 in (42 mm)
CAD overall height	1.63 in (41.5 mm)
CAD overall width	1.18 in (30 mm)
CAD overall depth	1.69 in (43 mm)
Net Weight	0.10 lb(US) (0.045 kg)
Operating travel	0.17 in (4.3 mm) total travel)
Operating force	10 N C/O changing electrical state
Mechanical robustness	Free fall resistance 1000 mm EN/IEC 60068-2-32
Standards	CSA C22.2 No 14 EN/IEC 60947-1 EN/IEC 60947-5-1 UL 508
Radio agreement	ANATEL ARIB T66 FCC ICASA RSS
Communication port protocol	Zigbee green power 2.4 GHz IEEE 802.15.4
Maximum sensing distance	328.08 Ft (100 m) in free field 82.02 Ft (25 m) transmitter in a plastic box type XAL D and receiver in a metal enclosure 984.25 ft (300 m) transmitter in box type XAL D, receiver in metal enclosure and use relay-antenna
Acquisition time	2 ms
Response time	< 2 ms
Emission Power	3 mW
Fixing mode	Fixing nut beneath head 17.70...21.24 lbf.in (2...2.4 N.m)

Station name	XALD 1...5 cut-outs XALK 2...5 cut-outs
Electrical composition code	PW1

Environment

Ambient Air Temperature for Storage	-40...158 °F (-40...70 °C)
Ambient air temperature for operation	-40...158 °F (-40...70 °C)
Relative humidity	95 % -40...158 °F (-40...70 °C) without condensation
IP degree of protection	IP66 IEC 60529 front face) IP67 IEC 60529 front face) IP69 IEC 60529 front face) IP69K IEC 60529 front face)
IK degree of protection	IK03 IEC 50102
Mechanical durability	1000000 cycles
Shock resistance	25 gn 6 ms) 6000 shocks IEC 60068-2-27 30 gn 18 ms) half sine wave acceleration IEC 60068-2-27 50 gn 11 ms) half sine wave acceleration IEC 60068-2-27
Vibration resistance	5 gn 11...500 Hz)IEC 60068-2-6 +/- 10 mm 2...11 Hz)IEC 60068-2-6
Electromagnetic compatibility	Electrostatic discharge immunity test 8 kV in free air (in insulating parts)) IEC 61000-4-2 Electrostatic discharge immunity test 4 kV on contact (on metal parts)) IEC 61000-4-2 Susceptibility to electromagnetic fields 20 V/m 80...3000 MHz) IEC 61000-4-3 Susceptibility to electromagnetic fields 6 V/m 3000...6000 MHz, distance = 20 m) IEC 61000-4-3
Product Certifications	CCC UL BT 2006/95/EC CSA C-tick GOST
Directives	1999/5/EC - R&TTE directive 2004/108/EC - electromagnetic compatibility







Ordering and shipping details

Category	22470 - XB5R WIRELESS PUSH BUTTON
Discount Schedule	I
GTIN	3606480334603
Nbr. of units in pkg.	1
Package weight(Lbs)	1.80 oz (50.9 g)
Returnability	Yes
Country of origin	FR

Packing Units

Unit Type of Package 1	PCE
Package 1 Height	1.34 in (3.4 cm)
Package 1 width	2.09 in (5.3 cm)
Package 1 Length	3.43 in (8.7 cm)
Unit Type of Package 2	S01
Number of Units in Package 2	25
Package 2 Weight	3.28 lb(US) (1.486 kg)
Package 2 Height	5.91 in (15 cm)
Package 2 width	5.91 in (15 cm)
Package 2 Length	15.75 in (40 cm)

Offer Sustainability

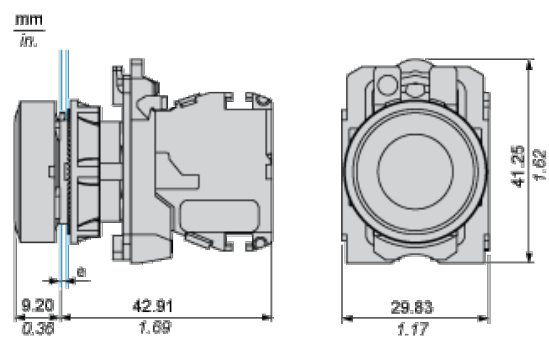
Sustainable offer status	Green Premium product
California proposition 65	WARNING: This product can expose you to chemicals including: Lead and lead compounds, which is known to the State of California to cause cancer and birth defects or other reproductive harm. For more information go to www.P65Warnings.ca.gov
REACH Regulation	 REACH Declaration
REACH free of SVHC	Yes
EU RoHS Directive	Pro-active compliance (Product out of EU RoHS legal scope)  EU RoHS Declaration
Mercury free	Yes
RoHS exemption information	 Yes
China RoHS Regulation	 China RoHS Declaration
Environmental Disclosure	 Product Environmental Profile
Circularity Profile	 End Of Life Information
WEEE	The product must be disposed on European Union markets following specific waste collection and never end up in rubbish bins.

Contractual warranty

Warranty	18 months
----------	-----------

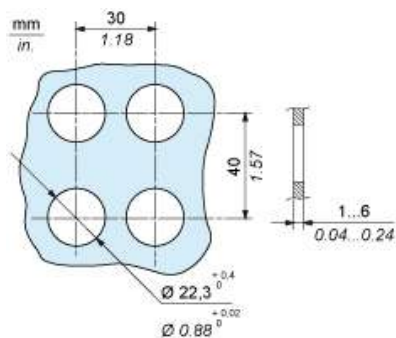
Wireless and Batteryless Pushbutton - Transmitter

With Plastic Pushbutton without Cap

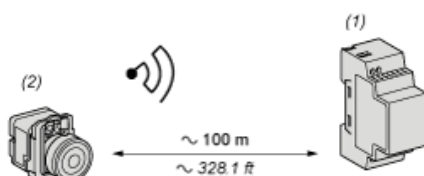


e: panel thickness 1 to 6 mm / 0.039 to 0.24 in.

Transmitter Mounting

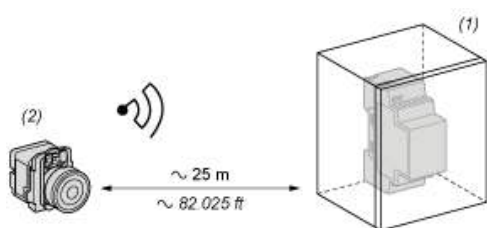


Transmitter Clearance in Free Field Unobstructed



- (1): Receiver
(2): Transmitter

Transmitter Clearance in a Metal Enclosure



- (1): Metal enclosure
(2): Transmitter

The range is reduced if the transmitter is placed in a metal enclosure (reduction factor: approx 10%)

Glass window	10...20 %
Plaster wall	30...45 %
Brick wall	60 %
Concrete wall	70...80 %
Metal structure	50...100 %