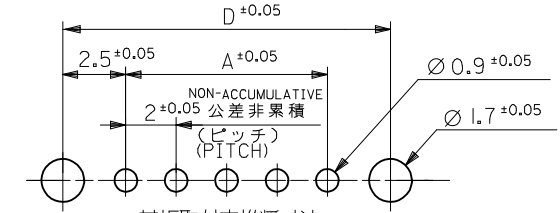
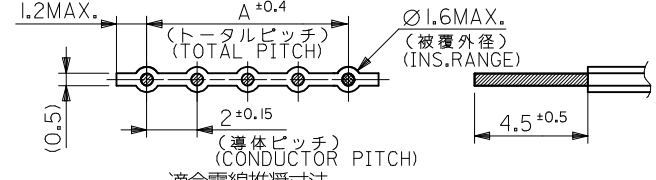


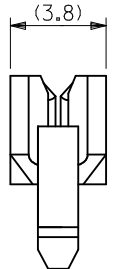
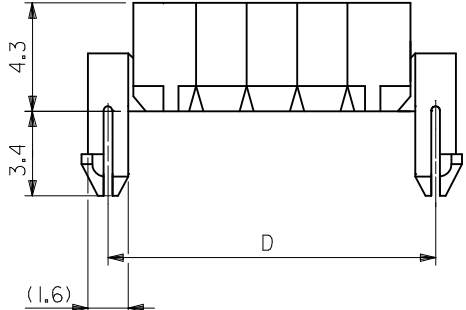
電線挿入図
SECT.(CABLE ASS'Y)



基板取付穴推奨寸法
RECOMMENDED P.C.BOARD HOLE DIM.
(t = 1.6 ± 0.05)



適合電線推奨寸法
RECOMMENDED WIRE DIM.



37	35	34.6	32	51048-1700	17
35	33	32.6	30	-1600	16
33	31	30.6	28	-1500	15
31	29	28.6	26	-1400	14
29	27	26.6	24	-1300	13
27	25	24.6	22	-1200	12
25	23	22.6	20	-1100	11
23	21	20.6	18	-1000	10
21	19	18.6	16	-0900	9
19	17	16.6	14	-0800	8
17	15	14.6	12	-0700	7
15	13	12.6	10	-0600	6
13	11	10.6	8	-0500	5
11	9	8.6	6	-0400	4
9	7	6.6	4	-0300	3
7	5	4.6	2	51048-0200	2
D	C	B	A	ENG. NO.	極数 CKTS.

注記
NOTES

1. 材料：ナイロン66、UL94V-2
MATERIAL : NYLON66 , UL94V-2
2. 適合電線：2mmピッチリボンケーブル
AWG#26錫コート平行線
APPLICABLE WIRE : 2mm PITCH
RIBBON CABLE WIRE
AWG#26, TOP COATED WIRE

REVISED EC NO: J2014-0350 DRW:SSATO02 CHKD:KASAKAWA APPR:NUKITA	DESCRIPTION 2013/08/26 2013/08/26 2013/08/26	GENERAL TOLERANCES (UNLESS SPECIFIED)		DIMENSION STYLE MM ONLY	SCALE 5:1	DESIGN UNITS METRIC	THIRD ANGLE PROJECTION
		10 UNDER	±0.2	DRAWN BY T. ITOH	DATE	TITLE 2.0 CABLE HOLDER (FOR 4.5 STRIP LENGTH)	
		10 OVER 30 UNDER	±0.25	CHECKED BY M. FUKUSHIMA	DATE '92/02/27		
		30 OVER	±0.3	APPROVED BY M. ENOMOTO	DATE '92/02/27		
		ANGULAR ±3 °	DRAFT WHERE APPLICABLE MUST REMAIN WITHIN DIMENSIONS	MATERIAL NO. SEE TABLE	DOCUMENT NO. SD-51048-001	SHEET NO. 1 OF 1	
				SIZE A3	THIS DRAWING CONTAINS INFORMATION THAT IS PROPRIETARY TO MOLEX INCORPORATED AND SHOULD NOT BE USED WITHOUT WRITTEN PERMISSION		