

SAC-4P-M12MSD/ 0,5-930/M12MSD**This product has been replaced by a newer version.**

Order No.: 1523078

<http://eshop.phoenixcontact.de/phoenix/treeViewClick.do?UID=1523078>

Bus system cable, ETHERNET, 4-pos., PUR blue halogen-free, shielded, straight connector M12 D-coded on straight connector M12 D-coded, length: 0.5 m

Ethernet

Product notes

WEEE/RoHS-compliant since:
12/01/2005



<http://www.download.phoenixcontact.com>
Please note that the data given here has been taken from the online catalog. For comprehensive information and data, please refer to the user documentation. The General Terms and Conditions of Use apply to Internet downloads.

Commercial data

EAN	4017918968960
Pack	1 pcs.
Customs tariff	85444290
Weight/Piece	0.0663 KG
Catalog page information	Page 182 (PC-2007)

Technical data**General data**

Nominal current I_N	4 A
Nominal voltage U_N	60 V
Number of positions	4

Volume resistance	$\leq 5 \text{ m}\Omega$
Insulation resistance	$\geq 100 \text{ M}\Omega$
Length of cable	0.5 m
Ambient temperature (operation)	-25 °C ... 90 °C (plug/socket)
	-20 °C ... 70 °C (cable, fixed installation)
	0 °C ... 50 °C (cable, flexible installation)

General characteristics

Coding	D - data
Surge voltage category	II
Pollution degree	3
Degree of protection	IP65/IP67/IP69K
Contact material	CuSn
Contact surface material	Ni/Au
Contact carrier material	PA 66
Material of grip body	TPU, hardly inflammable, self-extinguishing
Material, knurls	Zinc die-cast, (nickel-plated)
Status display	No

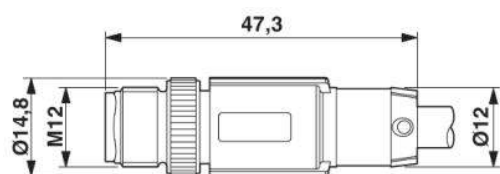
Conductor data

Cable type	Ethernet
Cable type (abbreviation)	930
Conductor cross section	0.25 mm ²
AWG signal line	24
Conductor structure, signal line	7x 0.20 mm
Core diameter including insulation	1.4 mm
External cable diameter	8.00 mm
Wire colors	White-green, white-orange
External sheath, color	water blue RAL 5021
Insulation resistance	5 G Ω *km
Conductor resistance	84 m Ω /m
Working capacitance	42.5 pF
Wave impedance	100 Ω \pm 5%
Signal speed	0.72 c
Signal runtime	46 ns/m
Shield attenuation	60 dB (Up to 1000 MHz)

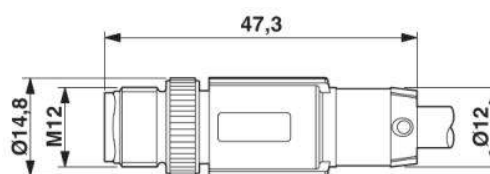
Interference suppression	90 dB (Up to 1000 MHz)
Nominal voltage, conductor	125 V
Test voltage, conductor	1000 V
Twisted pairs	2 cores to the pair
Type of pair shielding	Aluminum-lined polyester foil
Overall twist	2 cores with 2 fillers to the core
Shielding	Braided shielding made of galvanized copper wires
Optical shield covering	65 %
Outer sheath, material	PUR
Material conductor insulation	Cell PE
Conductor material	Bare Cu litz wires
Cable weight	54 kg/km
Smallest bending radius, fixed installation	min. 40 mm
Smallest bending radius, movable installation	min. 40 mm

Drawings

Dimensioned drawing

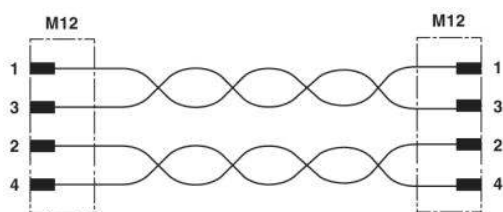


M12 x 1 male connector, straight, shielded



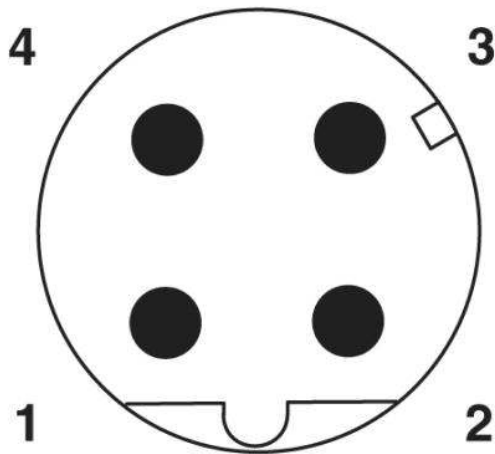
M12 x 1 male connector, straight, shielded

Circuit diagram

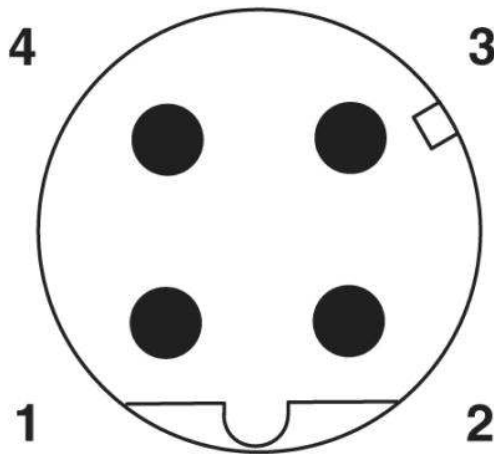


Contact assignment of M12 connector/socket

Schematic diagram



Pin assignment M12 male connector, 4-pos., D-coded, male side



Pin assignment M12 male connector, 4-pos., D-coded, male side

Address

PHOENIX CONTACT Inc., USA
586 Fulling Mill Road
Middletown, PA 17057, USA
Phone (800) 888-7388
Fax (717) 944-1625
<http://www.phoenixcon.com>



© 2009 Phoenix Contact
Technical modifications reserved;