

REVISIONS			
LTR	DESCRIPTION	DATE	APPROVED
J1	REVISED PER ECO-11-005139	29MAR11	HMR

IF THIS DOCUMENT IS PRINTED IT BECOMES UNCONTROLLED.  
CHECK FOR THE LATEST REVISION.

NOTES:

1 DK-621-X413 NOT INCLUDED.

KIT	PCN NO.	CONNECTOR	CONTACT	USAF NO.
DK-621-0411	228389	PLUG	-----	N/A
DK-621-0411-P	902973	PLUG	PIN	8340709-00-01
DK-621-0411-UP	980023	PLUG	PIN	N/A
DK-621-0411-S	191045	PLUG	SOCKET	8340709-00-02
DK-621-0411-US	580047	PLUG	SOCKET	N/A
DK-621-0412	149527	JACK	-----	N/A
DK-621-0412-P	118345	JACK	PIN	8340711-00-01
DK-621-0412-UP	734977	JACK	PIN	N/A
DK-621-0412-S	503123	JACK	SOCKET	8340711-00-02
DK-621-0412-US	682615	JACK	SOCKET	N/A
DK-621-0414	341103	JACK	-----	N/A
DK-621-0414-P	046369	JACK	PIN	N/A
DK-621-0414-S	875101	JACK	SOCKET	N/A

NOT AVAILABLE FOR NEW ORDERS				
ORDER EQUIVALENT DK-621-041X(-XX) CONNECTOR				
DK-621-1411	459727	PLUG	-----	
DK-621-1411-P	856385	PLUG	PIN	
DK-621-1411-UP	054769	PLUG	PIN	
DK-621-1411-S	824175	PLUG	SOCKET	
DK-621-1411-US	087739	PLUG	SOCKET	
DK-621-1412	171793	JACK	-----	
DK-621-1412-P	839897	JACK	PIN	
DK-621-1412-UP	650513	JACK	PIN	
DK-621-1412-S	051167	JACK	SOCKET	
DK-621-1412-US	544577	JACK	SOCKET	

## SPECIFICATION CONTROL DRAWING

UNLESS OTHERWISE SPECIFIED  
DIMENSIONS ARE IN INCHES.  
METRIC DIMENSIONS ARE  
IN BRACKETS.

DECIMALS

.XXX ± [ ] mm  
.XX ± [ ] mm


ANGLES

.X ± [ ]

WEIGHT

[ ] lbs [ ] g

DRAWN	J.B.K.	92 MAR 3
CHECKED		
APPROVED		
APPROVED	Z.TEMAN	92 MAR 3
CAD NAME	004990-1	



TE Connectivity  
300 Constitution Drive  
Menlo Park, CA. 94025 U.S.A.

**Raychem**

TITLE  
KITS FOR  
D-621 THREADED 400 SERIES  
TRIAXIAL CONNECTORS  
(FOR TWINAXIAL CABLES)

SIZE

A

CODE IDENT. NO.

06090

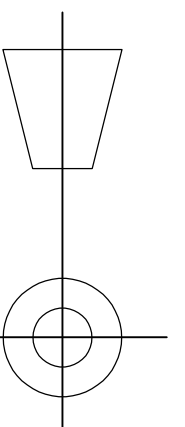
DWG. NO.

DK-621-X411/X414[-XX]

REV

J1

THIRD ANGLE  
PROJECTION



DO NOT SCALE THIS DRAWING

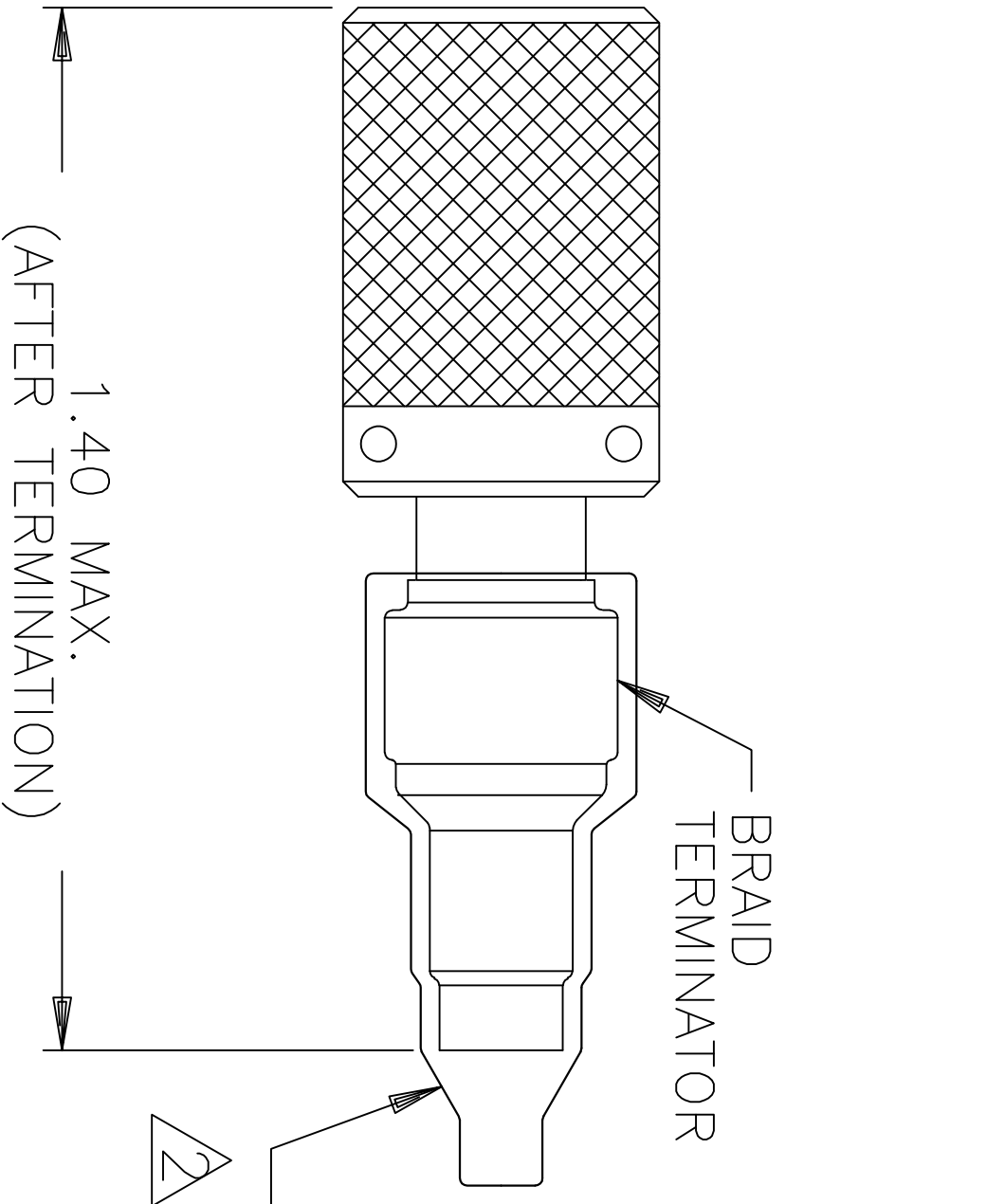
SHEET 1 OF 2

NOTES: (CONTINUED)

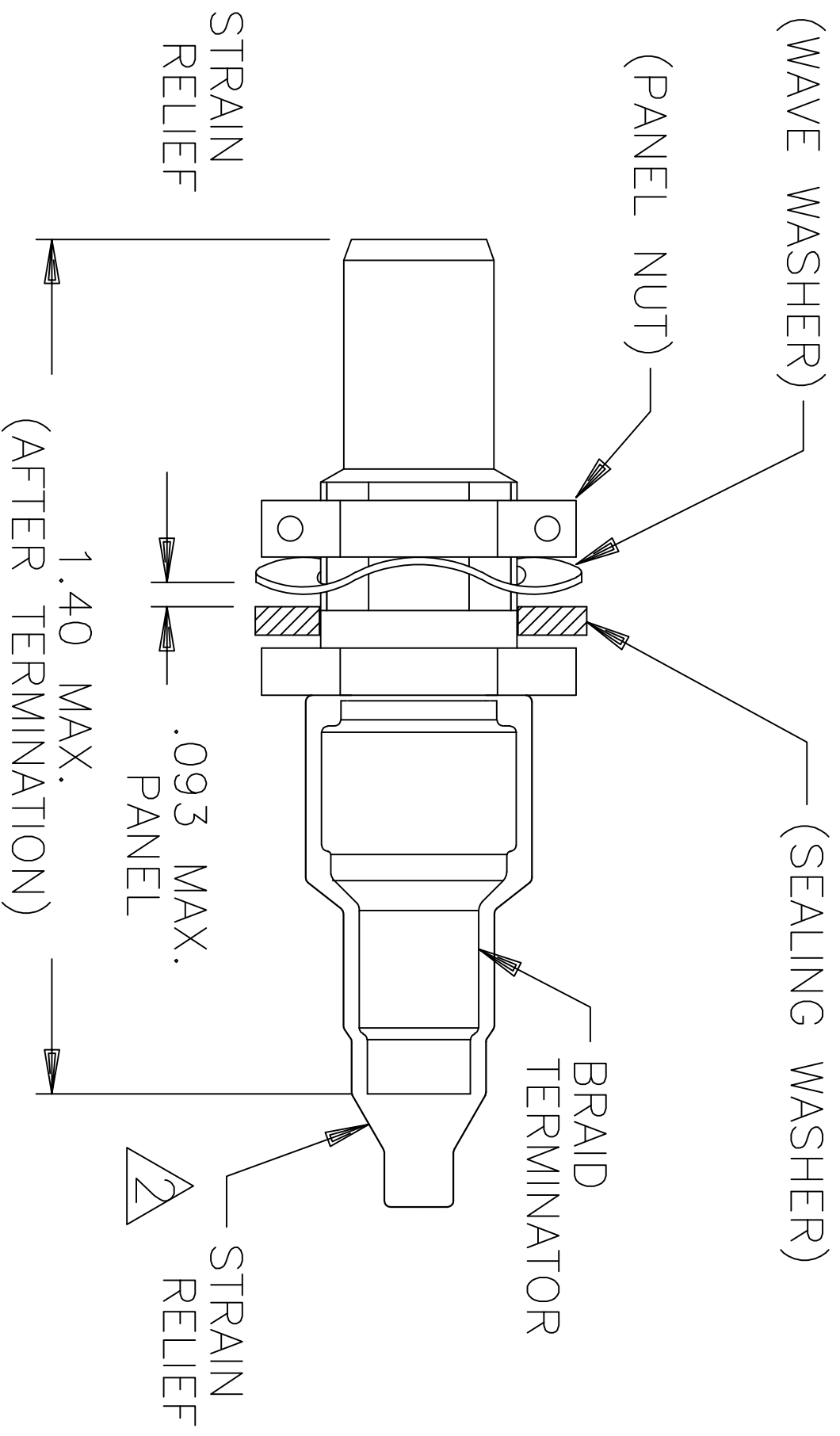
SEE SHEET 1 FOR REVISION

△ USAF No.: PLUG - 8340709-00-0X } PRINTED ON STRAIN RELIEF OF  
 JACK - 8340711-00-0X } DK-621-04YY SERIES.

3. D-600-0030 BRAID TERMINATOR REPLACES D-600-0055 AND D-600-0056.



PLUG CONNECTOR  
ASSEMBLY



JACK CONNECTOR  
ASSEMBLY

REQUIREMENTS:

1.0 REFER TO THE FOLLOWING RAYCHEM SPECIFICATION CONTROL DRAWINGS (SCD) FOR INDIVIDUAL COMPONENT DETAILS:

D-621-0411	CONNECTOR, TRIAXIAL, SUBMINIATURE
D-621-0412	
D-621-0414	
D-602-0126	CONTACT, PIN
D-602-0127	CONTACT, SOCKET
D-600-0030	BRAID TERMINATOR
D-600-0019	STRAIN RELIEF
	NOT SHOWN
	NOT SHOWN
	NOT USED WITH DK-621-0414(-X)

2.0 CONNECTORS ARE QUALIFIED TO RAYCHEM SPECIFICATION D-6025.

3.0 TERMINATION PROCEDURE: RAYCHEM ES 61162

IF THIS DOCUMENT IS PRINTED IT BECOMES UNCONTROLLED.  
 CHECK FOR THE LATEST REVISION.

CAD NAME: 004990-2	DRAWN	J.B.K.	92 MAR 3	SIZE	CODE IDENT. NO.	DWG. NO.	REV
	ISSUED			A	06090	DK-621-X411/X414[-XX]	J1
				DO NOT SCALE THIS DRAWING			SHEET 2 OF 2