

# XEP3S2W6B524

Microswitch, Limit switches XC Standard, miniature limit switch, low force cont., flat lever, 4.8 mm cable clip tags



## Main

Range of Product	OsiSense XC
Series name	Special format
Product or Component Type	Microswitch
Device short name	XEP3
Detector design	Miniature, DIN 41635 A format
Head type	Plunger head
Lever material	Stainless steel
Lever fixing position	B
Movement of operating head	Linear
Type of operator	Flat lever
Switch actuation	Horizontal
Type of approach	Lateral approach
Electrical connection	4.8 mm cable clip tags
Contacts type and composition	1 C/O very low force
Contact operation	Snap action
Contacts material	AgNi

## Complementary

Body Material	Polyester
Maximum force for tripping	0.06 N lever fixing position in A 0.13 N lever fixing position in B 0.17 N lever fixing position in C
Minimum release force	0.01 N lever fixing position in A 0.03 N lever fixing position in B 0.03 N lever fixing position in C
Maximum permissible end of travel force	10 N lever fixing position in B 13 N lever fixing position in C 5 N lever fixing position in A
Tripping point	0.60 In (15.2 mm) lever fixing position in A 0.60 In (15.2 mm) lever fixing position in B 0.60 in (15.2 mm) lever fixing position in C
Maximum differential travel	0.02 In (0.53 mm) lever fixing position in C 0.03 In (0.7 mm) lever fixing position in B 0.06 in (1.4 mm) lever fixing position in A
Minimum over travel	0.06 In (1.65 mm) lever fixing position in C 0.09 In (2.2 mm) lever fixing position in B 0.17 in (4.4 mm) lever fixing position in A
Inter contact distance	0.02 in (0.4 mm)
Contact code designation	B300, AC-15 (Ue = 240 V, Ie = 1.5 A) IEC 60947-5-1 appendix A D300, AC-15 (Ue = 240 V, Ie = 0.3 A) IEC 60947-5-1 appendix A
[Ith] conventional free air thermal current	5 A 250 V 50/60 Hz
Mechanical durability	50000000 cycles
Width	0.39 in (10 mm)
Height	0.63 in (16 mm)
Depth	1.10 in (28 mm)
Net Weight	0.22 oz (6.3 g)
Terminals description ISO n°1	(1-2-4)OC

## Environment

IP Degree of Protection	IP40
Ambient Air Temperature for Operation	-13...257 °F (-25...125 °C)
Marking	CE
Standards	EN 61058 UL 1054 IEC 60947-5-1 CURus EN 60947-5-1

## Ordering and shipping details

Category	22449-LIMIT SWITCHES,ACCESSORIES
Discount Schedule	T
GTIN	3389110300079
Nbr. of units in pkg.	1
Package weight(Lbs)	0.21 oz (6.0 g)
Returnability	No
Country of origin	MA

## Packing Units

Unit Type of Package 1	PCE
Package 1 Height	0.39 in (1 cm)
Package 1 width	1.18 in (3 cm)
Package 1 Length	2.17 in (5.5 cm)
Unit Type of Package 2	BB1
Number of Units in Package 2	10
Package 2 Weight	2.33 oz (66.0 g)
Package 2 Height	0.59 in (1.5 cm)
Package 2 width	2.76 in (7 cm)
Package 2 Length	5.12 in (13 cm)
Unit Type of Package 3	S01
Number of Units in Package 3	100
Package 3 Weight	31.22 oz (885.0 g)
Package 3 Height	5.91 in (15 cm)
Package 3 width	5.91 in (15 cm)
Package 3 Length	15.75 in (40 cm)

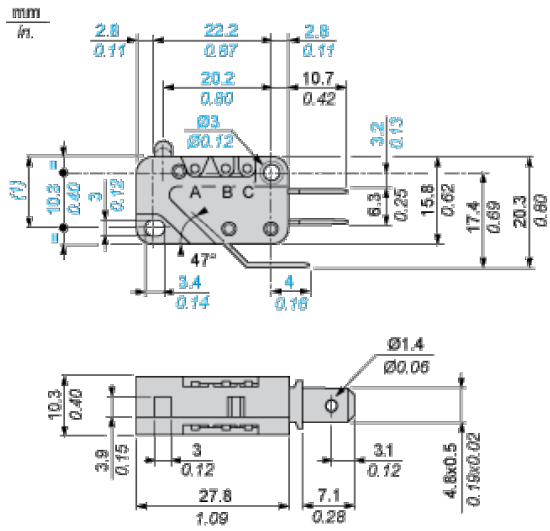
## Offer Sustainability

Sustainable offer status	Green Premium product
California proposition 65	WARNING: This product can expose you to chemicals including: Diisononyl phthalate (DINP), which is known to the State of California to cause cancer, and Di-isodecyl phthalate (DIDP), which is known to the State of California to cause birth defects or other reproductive harm. For more information go to <a href="http://www.P65Warnings.ca.gov">www.P65Warnings.ca.gov</a>
REACH Regulation	<a href="#">REACH Declaration</a>
REACH free of SVHC	Yes
EU RoHS Directive	Pro-active compliance (Product out of EU RoHS legal scope) <a href="#">EU RoHS Declaration</a>
Toxic heavy metal free	Yes
Mercury free	Yes
RoHS exemption information	<a href="#">Yes</a>
Environmental Disclosure	<a href="#">Product Environmental Profile</a>

## Contractual warranty

Warranty	18 months
----------	-----------

Dimensions



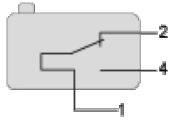
(1) 13.2 max.

---

Wiring Diagram

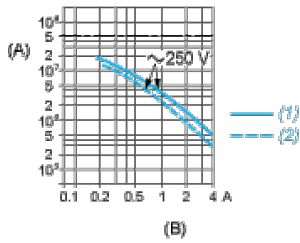
---

Single-pole CO Snap Action



- 1 : Black
- 2 : Grey
- 4 : Blue

Operating Curves



- (A) Number of cycles
- (B) Current
- 1 : Resistive circuit
- 2 : Inductive circuit