



Connectors > PCB Connectors > Wire-to-Board Connectors > FFC, FPC & Ribbon Connectors > Ribbon Cable Connectors >

Male-on-Board Connector, Micro-MaTch



Connector System: **Board-to-Board**

Number of Positions: **10**

Centerline (Pitch): **1.27 mm [.05 in]**

PCB Mount Retention: **Without**

PCB Mount Orientation: **Vertical**

[All Male-on-Board Connector, Micro-MaTch \(36\)](#)

Features

Product Type Features

Ribbon Cable Connector Header Type	Shrouded
Connector Product Type	Connector Assembly
Connector System	Board-to-Board
Connector & Housing Type	Plug
Connector & Contact Terminates To	Printed Circuit Board

Configuration Features

Number of Positions	10
PCB Mount Orientation	Vertical
Number of Rows	2

Electrical Characteristics

Insulation Resistance	1000 M Ω
Operating Voltage	100 VAC

Body Features

Daisy Chain	Without
Primary Product Color	Red
Connector Profile	Standard



Contact Features

PCB Contact Termination Area Plating Material Thickness	3 – 5 μm [118.11 – 196.85 μin]
Mating Tab Width	.7 mm[.028 in]
Mating Tab Thickness	.4 mm[.016 in]
Contact Type	Pin
Contact Mating Area Plating Material Thickness	3 – 5 μm [118.11 – 196.85 μin]
Contact Mating Area Plating Material	Tin
PCB Contact Termination Area Plating Material Finish	Matte
Contact Underplating Material	Nickel
PCB Contact Termination Area Plating Material	Tin
Contact Base Material	Copper Alloy
Contact Current Rating (Max)	1 A

Termination Features

Rectangular Termination Post & Tail Thickness	.4 mm[.016 in]
Square Termination Post & Tail Dimension	.4 mm[.016 in]
Rectangular Termination Post & Tail Width	.5 mm[.02 in]
Termination Method to Printed Circuit Board	Surface Mount

Mechanical Attachment

Mating Alignment	With
Contact Retention Type Within Housing	Press-Fit
PCB Mount Alignment	Without
PCB Mount Retention	Without
Mating Alignment Type	Polarization
Mating Retention	With
Mating Retention Type	Contact Friction
Connector Mounting Type	Board Mount

Housing Features

Mating Entry Location	Top
Housing Material	PA 4.6
Centerline (Pitch)	1.27 mm[.05 in]

Dimensions

Connector Length	15.9 mm[.625 in]
------------------	------------------



Connector Height	4.6 mm[.18 in]
------------------	----------------

PCB Thickness (Recommended)	1.6 mm[.062 in]
-----------------------------	-----------------

Row-to-Row Spacing	2 mm[.059 in]
--------------------	---------------

Usage Conditions

Operating Temperature Range	-40 – 105 °C[-40 – 221 °F]
-----------------------------	----------------------------

Operation/Application

Solder Process Feature	Board Standoff
------------------------	----------------

Assembly Process Feature	Vacuum Tape
--------------------------	-------------

Circuit Application	Signal
---------------------	--------

Industry Standards

UL Rating	Recognized
-----------	------------

Agency/Standard	UL
-----------------	----

Approved Standards	UL E28476
--------------------	-----------

UL Flammability Rating	UL 94V-0
------------------------	----------

Packaging Features

Packaging Quantity	2500
--------------------	------

Packaging Method	Reel
------------------	------

Product Compliance

[For compliance documentation, visit the product page on TE.com>](#)

EU RoHS Directive 2011/65/EU	Compliant
------------------------------	-----------

EU ELV Directive 2000/53/EC	Compliant
-----------------------------	-----------

China RoHS 2 Directive MIIT Order No 32, 2016	No Restricted Materials Above Threshold
---	---

EU REACH Regulation (EC) No. 1907/2006	Current ECHA Candidate List: JUNE 2023 (235) Candidate List Declared Against: JUNE 2023 (235) Does not contain REACH SVHC
--	---

Halogen Content	Not Low Halogen - contains Br or Cl > 900 ppm.
-----------------	--

Solder Process Capability	Reflow solder capable to 260°C
---------------------------	--------------------------------

Product Compliance Disclaimer

This information is provided based on reasonable inquiry of our suppliers and represents our current actual knowledge based on the information they provided. This information is subject to change. The part numbers that TE has identified as EU RoHS compliant have a maximum concentration of 0.1% by weight in homogenous materials for lead, hexavalent

chromium, mercury, PBB, PBDE, DBP, BBP, DEHP, DIBP, and 0.01% for cadmium, or qualify for an exemption to these limits as defined in the Annexes of Directive 2011/65/EU (RoHS2). Finished electrical and electronic equipment products will be CE marked as required by Directive 2011/65/EU. Components may not be CE marked. Additionally, the part numbers that TE has identified as EU ELV compliant have a maximum concentration of 0.1% by weight in homogenous materials for lead, hexavalent chromium, and mercury, and 0.01% for cadmium, or qualify for an exemption to these limits as defined in the Annexes of Directive 2000/53/EC (ELV). Regarding the REACH Regulation, the information TE provides on SVHC in articles for this part number is based on the latest European Chemicals Agency (ECHA) 'Guidance on requirements for substances in articles' posted at this URL: <https://echa.europa.eu/guidance-documents/guidance-on-reach>

Compatible Parts



TE Part # CAT-M5833-F3492A
Female-on-Board Connector, Top Entry




TE Part # 1-338070-0
MICRO-MATCH FEM.SE



TE Part # 8-215460-0
MICRO-MATCH FSID P



TE Part # 1-215460-0
MICRO-MATCH FEM.SE



TE Part # 1-100400-0
MICRO-MATCH FSID NP



TE Part # 8-188431-0
M-MATCH FEM. BOTTOM ENTRY
SMD INB.CONN.




TE Part # 8-100400-0
MICRO-MATCH FSID NP

Also in the Series | Micro-MaTch Industrial




Board-In Connectors(20)




Insertion & Extraction Tools(1)




PCB Headers & Receptacles(1)



Pluggable I/O Cable Assemblies(52)




Ribbon Cable Connectors(185)



Wire-to-Board Connector Contacts(4)

Customers Also Bought



TE Part #5100668-1
Z-PACK M.ASSY.154P.



TE Part #5177986-3
0.8FH,P05H.5,080,08/Sn,TR,SC



TE Part #1-2176055-0
RLP73M 2B R024 1% 1K RL



TE Part #1-207532-0
SKT HDR ASSY,24P,MMATE LF



TE Part #120953-5
UPM EXPANDED RCPT ASSEMBLY



TE Part #215297-7
7P HV100 REC CON. TE, 7.0MM



TE Part #5-1393243-2
RT424F05



TE Part #643428-1
12P UMNL HDR ASSY POL 94VO



TE Part #7-2176306-8
RP 1E 0.1W 7K32 0.1% 25PPM 5K RL

Documents

Product Drawings

[MICROM. MOB SMD CON](#)

English

CAD Files

[3D PDF](#)

3D

Customer View Model

[ENG_CVM_CVM_8-338728-0_H.2d_dxf.zip](#)

English

Customer View Model

[ENG_CVM_CVM_8-338728-0_H.3d_igs.zip](#)

English

Customer View Model

[ENG_CVM_CVM_8-338728-0_H.3d_stp.zip](#)

English

By downloading the CAD file I accept and agree to the [Terms and Conditions](#) of use.



Datasheets & Catalog Pages

Micro-MaTch Catalog

English

Centerline Micro-Match Connector Series

English

Product Specifications

Application Specification

English

Product Environmental Compliance

Product Compliance

English

Product Compliance

English