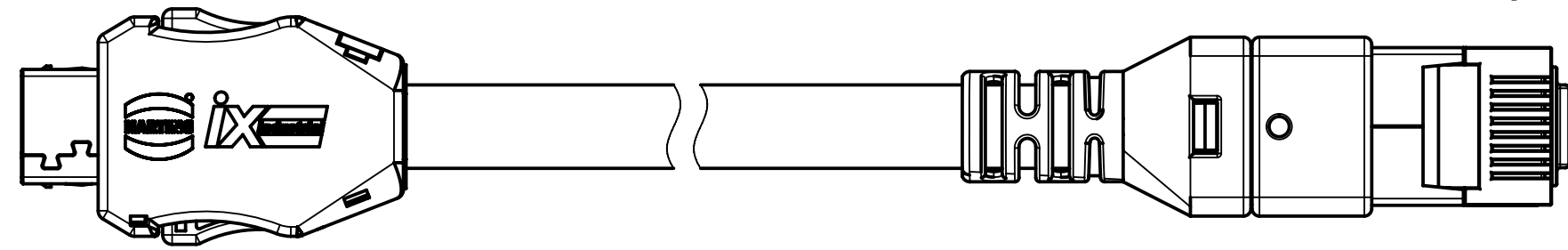
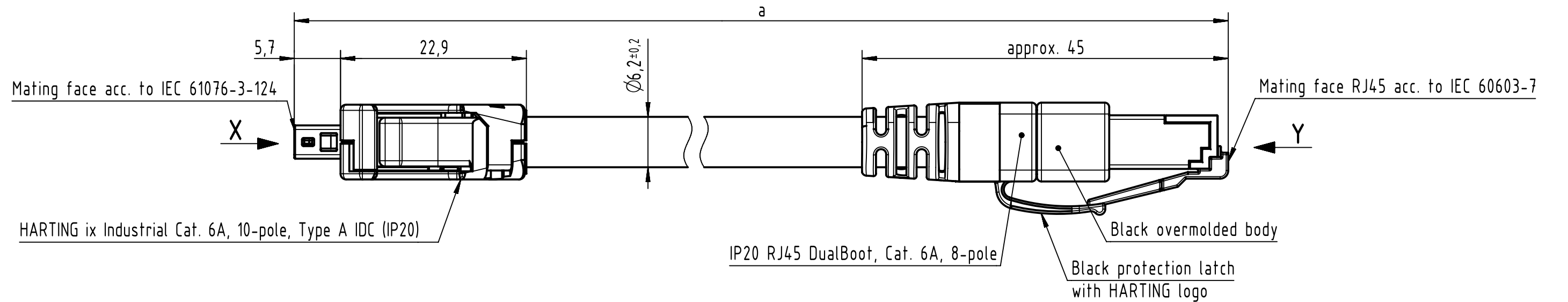


Connector Location A

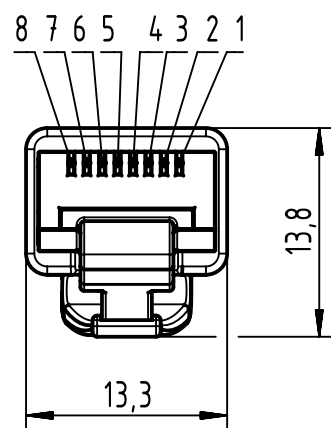
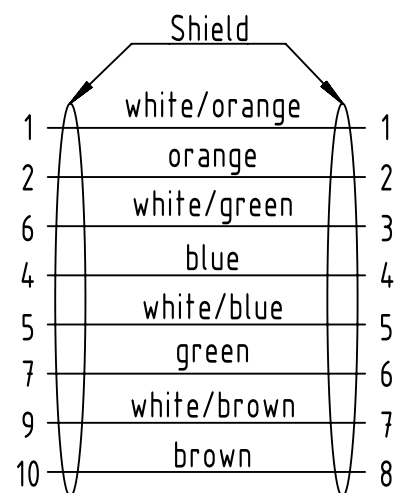
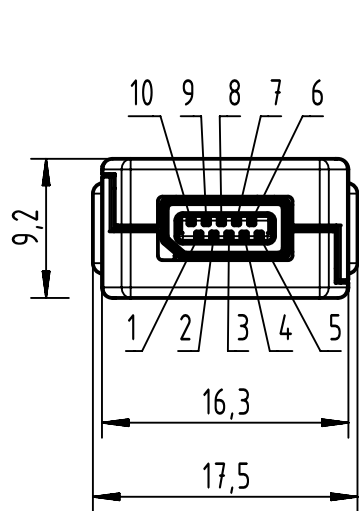
Connector Location B



X
male

Y
male

Loading Plan
acc. to TIA/EIA 568B



length in "1m" step	100	XXX=000
	99	XXX=990
	.	.
	12	XXX=120
length in "0.1m" step	11	XXX=110
	10	XXX=100
	9.9	XXX=099
	9.8	XXX=098
	.	.
	0.5	XXX=005
	0.4	XXX=004
	0.3	XXX=003
	0.2	XXX=002
Step	a [m]	XXX

6.0 to 100	±1%
0.6 to 5.9	+0.04
0.2 to 0.5	+0.02
a [m]	Tolerance

Cat. 7 FRNC Ethernet Cable, AWG 26/7, S/FTP, white	33480147823XXX
Type of cable	Part no.

- Contact material: cooper alloy (for ix)
- Contact area: Gold 0.2µm min. (for ix)
- Temperature range:
 - Fixed installation: -20°C ... +60°C
 - Dynamic installation: 0°C ... +50°C

NOTE:
For lengths < 1.0m:
- relative positioning of the connectors to each other will be as presented in the drawing, however with an admissible angular deviation around cable axis of ± 30°
For lengths ≥ 1.0m:
-relative positioning of the connectors to each other not obligatory

	All rights reserved	Created by 407675 Lorinci	Inspected by 402676 Gross	Standardisation MUNTEANV Muntean	Date 2022-11-16	State Final Release
	Department HCS - RO	Title ix Industrial - RJ45 Cat.6A FRNC white		Doc-Key / ECM-Nr. 100881952/UGD/000/E 50000226507		
HARTING Customised Solutions D-32339 Espelkamp		Type TB	Number 33480147823XXX		Rev. E	Page 1/1