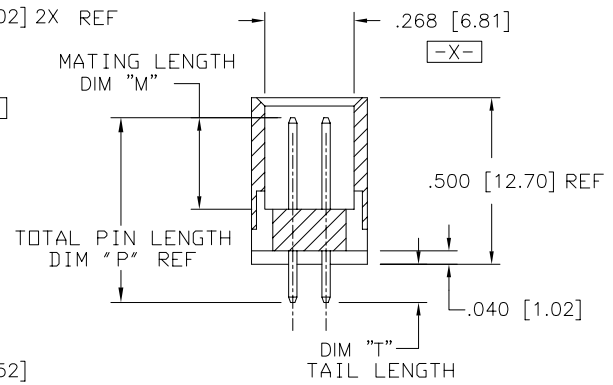
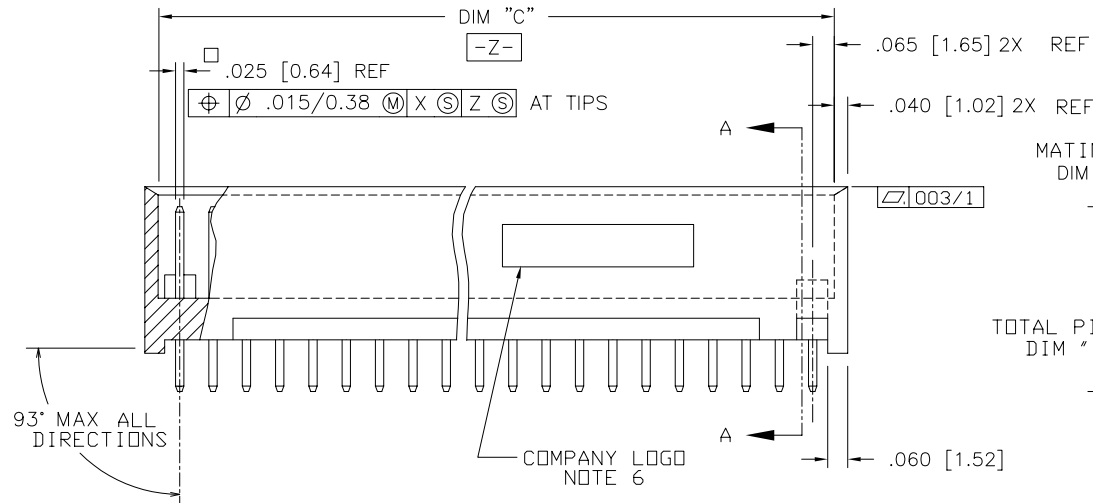
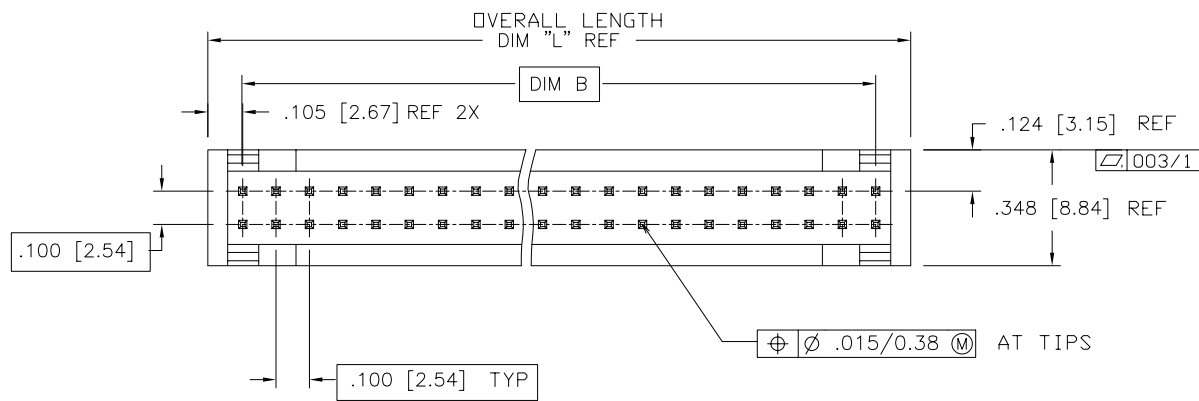


PRODUCT NUMBER  
SEE TABLE



SECTION A-A

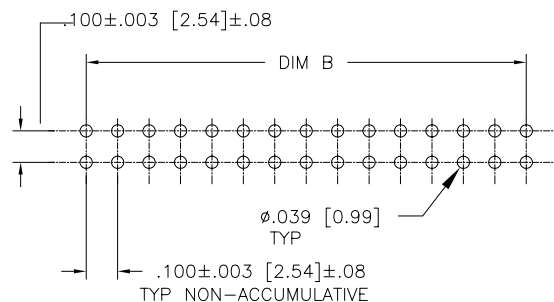
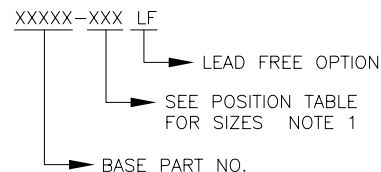


|             |          |     |          |                                       |                  |                                  |           |                |                                |                           |  |
|-------------|----------|-----|----------|---------------------------------------|------------------|----------------------------------|-----------|----------------|--------------------------------|---------------------------|--|
| mat'l. code |          |     |          | surface<br>ISO 1302 ✓                 |                  | tolerance<br>ISO 406<br>ISO 1101 |           | projection<br> |                                | product family<br>HEADERS |  |
| ltr         | ecn no   | dr  | date     | tolerances unless otherwise specified |                  |                                  |           |                |                                | title                     |  |
| E           | REDRAWN  | RLS | 11/21/88 | angles                                | .XX±.01/.3       |                                  | INCH/MM   |                | VERTICAL STACKING 2-ROW HEADER |                           |  |
| F           | REVISED  | MRC | 5/23/91  | linear                                | .XXX±.005/.13    |                                  |           |                | .500/12.70 W/O MOUNTING HOLES  |                           |  |
| G           | V13306   | JWB | 12/17/91 | 0°±2'                                 | .XXXX±.0020/.051 |                                  | scale 2:1 |                | dwg no sheet 1 of 4 size       |                           |  |
| H           | v50569   | MDF | 8/11/95  | dr                                    | M. FETROW        | 8/11/95                          |           |                | 69916 A3                       |                           |  |
| J           | v71450   | HTB | 10/7/97  | engr                                  | L. FYE           | 8/11/95                          |           |                | type Product Customer Drawing  |                           |  |
| K           | M05-0089 | ERE | 5/20/05  | chr                                   | T. BREWBAKER     | 8/11/95                          |           |                |                                |                           |  |
| L           | M06-0289 | AGS | 7/29/06  | appd                                  | L. FYE           | 8/11/95                          |           |                |                                |                           |  |
| sheet index | revision | L   | L        | L                                     | L                | L                                |           |                |                                |                           |  |
|             | sheet    | 1   | 2        | 3                                     | 4                |                                  |           |                |                                |                           |  |

FCI  
 FCIconnect.com  
 Copyright FCI

| POSITION TABLE |      |
|----------------|------|
| PRODUCT NO     | SIZE |
| XXXXX-001      | 2X5  |
| -002           | 2X6  |
| -003           | 2X7  |
| -004           | 2X8  |
| -005           | 2X9  |
| -006           | 2X10 |
| -007           | 2X11 |
| -008           | 2X12 |
| -009           | 2X13 |
| -010           | 2X14 |
| -011           | 2X15 |
| -012           | 2X16 |
| -013           | 2X17 |
| -014           | 2X18 |
| -015           | 2X19 |
| -016           | 2X20 |
| -017           | 2X21 |
| -018           | 2X22 |
| -019           | 2X23 |
| -020           | 2X24 |
| -021           | 2X25 |
| -022           | 2X26 |
| -023           | 2X27 |
| -024           | 2X28 |
| -025           | 2X29 |
| -026           | 2X30 |
| -027           | 2X31 |
| -028           | 2X32 |
| -029           | 2X33 |
| -030           | 2X34 |
| -031           | 2X35 |
| XXXXX-032      | 2X36 |

PART NUMBER INFORMATION



RECOMMENDED PC BOARD LAYOUT  
SCALE 2/1

NOTES

- ① SEE POSITION TABLE FOR PRODUCT NO AND SIZE TABULATION. HOUSING DASH NO IS SAME AS HEADER DASH NO.
- ② DIM B =  
(NO OF COLUMNS - 1) TIMES .100 (ENGLISH)  
(NO OF COLUMNS - 1) TIMES 2.54 (METRIC)
- ③ MOLDING MATERIAL: 20% MIN GLASS FILLED NYLON PER UL 94V-0. COLOR: BLACK, OXYGEN INDEX 36.
- ④ TERMINAL MATERIAL: 3/4 HARD PHOS BRONZE ALLOY UNS C51000.
5. PIN RETENTION TO BE 3 LBS./1.4 KGS MINIMUM PER PIN IN EITHER DIRECTION.
- ⑥ COMPANY LOGO TO BE MOLDED IN APPROX LOCATION SHOWN.
- 7.UL/CSA APPROVED.
- ⑧ ADD "LF" SUFFIX AT THE END OF PART NUMBER FOR LEAD FREE OPTION.
9. THE HOUSING WILL WITHSTAND EXPOSURE TO 260°C PEAK TEMPERATURE FOR 15 SECONDS IN A WAVE SOLDER APPLICATION WITH A 1.5mm MINIMUM THICK CIRCUIT BOARD. SEE APPLICATION NOTES/PROCEDURES IF THEY ARE AVAILABLE.
- ⑩ THIS PRODUCT MEETS EUROPEAN UNION DIRECTIVES AND OTHER COUNTRY REGULATION AS DESCRIBED IN GS-22-008.
- ⑪ PLATING OPTIONS:  
MAY BE EITHER GOLD OR GXT PLATED AT MANUFACTURER'S OPTION.

|             |                |                       |                                  |   |   |
|-------------|----------------|-----------------------|----------------------------------|---|---|
| mat'l. code |                | surface<br>ISO 1302 ✓ | tolerance<br>ISO 406<br>ISO 1101 | projection<br>INCH/MM                           | product family<br>HEADERS                                       |
| ltr         | ecn no dr      | date                  |                                  | tolerances unless otherwise specified           | title   |
| L           |                | angles                | linear                           | .XX±.01/.3<br>.XXX±.005/.13<br>.XXXX±.0020/.051 | VERTICAL STACKING 2-ROW HEADER<br>.500/12.70 W/O MOUNTING HOLES |
|             |                | 0°±2'                 |                                  | scale 2:1                                       | dwg no sheet2 of 4 size   |
|             |                | dr                    | M. FETROW                        | 8/11/95   | 69916 A3  |
|             |                | enr                   | L. FYE                           | 8/11/95   | type Product Customer Drawing                                   |
|             |                | chr                   | T. BREWBAKER                     | 8/11/95   |   |
|             |                | appd                  | L. FYE                           | 8/11/95   |   |
| sheet index | revision sheet |                       |                                  |   |   |

| PRODUCT NO<br>NOTE 8 | TERMINAL PLATING<br>NOTE 11           |
|----------------------|---------------------------------------|
| 69916-XXX            | 30u"/0.76u MIN Au OVER 50u"/1.27u Ni. |
| 69916-033            | 30u"/0.76u MIN Au OVER 50u"/1.27u Ni. |
| 69916-034            | 30u"/0.76u MIN Au OVER 50u"/1.27u Ni. |
| 86363-XXX            | 15u"/0.38u Pd Ni WITH GOLD FLASH      |
| 88809-021            | 30u"/0.76u MIN Au OVER 50u"/1.27u Ni. |



Copyright FCI

|             |                |                       |    |                                  |              |                                       |        |                               |                                |
|-------------|----------------|-----------------------|----|----------------------------------|--------------|---------------------------------------|--------|-------------------------------|--------------------------------|
| mat'l. code |                | surface<br>ISO 1302 ✓ |    | tolerance<br>ISO 406<br>ISO 1101 |              | projection<br>                        |        | product family<br>HEADERS     |                                |
| ltr         | ecn            | no                    | dr | date                             |              | tolerances unless otherwise specified |        | title                         |                                |
| L           |                |                       |    |                                  |              | angles                                | linear | .XX±.01/.3                    | INCH/MM                        |
|             |                |                       |    |                                  |              | 0°±2'                                 |        | .XXX±.005/.13                 | VERTICAL STACKING 2-ROW HEADER |
|             |                |                       |    |                                  |              |                                       |        | .xxx±.0020/.051               | .500/12.70 W/O MOUNTING HOLES  |
|             |                |                       |    | dr                               | M. FETROW    | 8/11/95                               |        | dwg no                        |                                |
|             |                |                       |    | enr                              | L. FYE       | 8/11/95                               |        | sheet 3 of 4 size             |                                |
|             |                |                       |    | chr                              | T. BREWBAKER | 8/11/95                               |        | 69916 A3                      |                                |
|             |                |                       |    | app                              | L. FYE       | 8/11/95                               |        | type Product Customer Drawing |                                |
| sheet index | revision sheet |                       |    |                                  |              |                                       |        |                               |                                |

| PRODUCT NO<br>NOTE 8 | SIZE   | DIM "B"     | DIM "C"               | DIM "L"               | TAIL LENGTH<br>DIM "T"         | MATING<br>LENGTH<br>DIM "M" | TOTAL PIN<br>LENGTH<br>DIM "P" |
|----------------------|--------|-------------|-----------------------|-----------------------|--------------------------------|-----------------------------|--------------------------------|
| 69916-XXX            | NOTE 1 | NOTE 2      | DIM "B"<br>+.130/3.30 | DIM "B"<br>+.210/5.33 | .103/2.62 MIN<br>.130/3.30 MAX | .275±.010<br>6.99±0.25      | .555/14.10                     |
| 69916-033            | 2 x 8  | .700/17.78  | .83/21.1              | .91/23.1              | .148±.008<br>3.76±0.20         | .275±.010<br>6.99±0.25      | .585/14.86                     |
| 69916-034            | 2 x 15 | 1.400/35.56 | 1.53/38.9             | 1.61/41.0             | .148±.008<br>3.76±0.20         | .275±.010<br>6.99±0.25      | .585/14.86                     |
| 86363-XXX            | NOTE 1 | NOTE 2      | DIM "B"<br>+.130/3.30 | DIM "B"<br>+.210/5.33 | .103/2.62 MIN<br>.130/3.30 MAX | .275±.010<br>6.99±0.25      | .555/14.10                     |
| 88809-021            | 2 x 25 | 2.400/60.96 | 2.53/64.3             | 2.61/66.3             | .130±.015<br>3.30±0.38         | .290±.010<br>7.37±0.25      | .585/14.86                     |



Copyright FCI

|             |                |                       |                                  |                                       |  |
|-------------|----------------|-----------------------|----------------------------------|---------------------------------------|--|
| mat'l. code |                | surface<br>ISO 1302 ✓ | tolerance<br>ISO 406<br>ISO 1101 | projection<br>                        | product family<br>HEADERS  |
| ltr         | ecn no dr      | date                  |                                  | tolerances unless otherwise specified |  |
| L           |                |                       |                                  | angles<br>linear                      | .XX±.01/.3<br>INCH/MM  |
|             |                |                       |                                  | 0°±2'                                 | .XXX±.005/.13<br>scale 2:1   |
|             |                | dr                    | M. FETROW                        | 8/11/95                               |  |
|             |                | enr                   | L. FYE                           | 8/11/95                               |  |
|             |                | chr                   | T. BREWBAKER                     | 8/11/95                               |  |
|             |                | appd                  | L. FYE                           | 8/11/95                               |  |
| sheet index | revision sheet |                       |                                  |                                       | title<br>VERTICAL STACKING 2-ROW HEADER<br>.500/12.70 W/O MOUNTING HOLES<br>dwg no 69916 sheet 4 of 4 size A3<br>type Product Customer Drawing |