



18 Watt Universal 3-Wire Input Adapter



Features

- Low Cost
- Efficiency Level VI Compliant
- Non-vented Case
- Low Profile Design
- Class B EMI

Applications

- Portable Equipment
- Access Devices
- Peripherals
- Network Hubs

Safety Approvals

- UL/cUL 60950-1
- UL/cUL 62368-1
- IEC60950-1
- IEC62368-1
- CE

Mechanical Characteristics

- Length: 103mm (4.06in)
- Width: 49mm (1.93in)
- Height: 33.5mm (1.32in)
- Weight: 140g (4.94oz.)

Output Specifications

Model	DC Output Voltage	Load		Ripple ¹ P-P (max.)	Regulation Line & Load
		Min.	Max.		
PSAA18U-120L6-R	12V	0A	1.5A	120mV	±5%
PSAA18U-150L6-R	15V	0A	1.2A	150mV	±5%
PSAA18U-240L6-R	24V	0A	0.75A	240mV	±5%
PSAA18U-480L6-R	48V	0A	0.38A	480mV	±5%

Notes:

1. Measured after 10 minutes warm up at 25°C with 12-inch twisted pair terminated with a 10uF capacitor and 0.1uF ceramic in parallel

Input:**AC Input Voltage Rating**

100 to 240V AC

AC Input Voltage Range

90 to 264V AC

AC Input Frequency

47 to 63Hz

Input Current

0.6A (RMS) maximum at 100V AC

0.3A (RMS) maximum at 240V AC

Leakage Current

0.25mA maximum at 250V AC and 50Hz

Inrush Current

60A for 100V AC at maximum load

150A for 240V AC at maximum load

(Cold start at ambient 25°C)

Input Power Saving

<0.075W

Output:**Efficiency²**

DOE Level VI

COC V5 Tier 2

Over-Voltage Protection

Auto restart

Over-Current Protection

Auto restart

Short-Circuit Protection

Output can be shorted permanently without damage

Environmental:**Temperature**

Operation 0 to +40°C

Non-operation -20 to +75°C

Relative Humidity 0 to 90%

Emissions

Complies with FCC Class B

Complies with EN55032 Class B

Immunity

IEC1000-4-2 Level 4(contact 8kV, air 15kV)

IEC1000-4-3 Level 2

IEC1000-4-4 Level 2

IEC1000-4-5 Level 3

EN61000-4-6 Level 2

EN61000-4-8 Level 1

EN61000-4-11

Insulation Resistance

Input to Output : > 10M ohm, 500V

DC

Input to Field Ground: > 10M ohm, 500V DC

Dielectric Withstand (Hi-pot) TestPrimary to Secondary: 3000V AC for 1 min.,
10mA

Primary to F.G.: 1500V AC for 1 min., 10mA

Input Connector

IEC C14

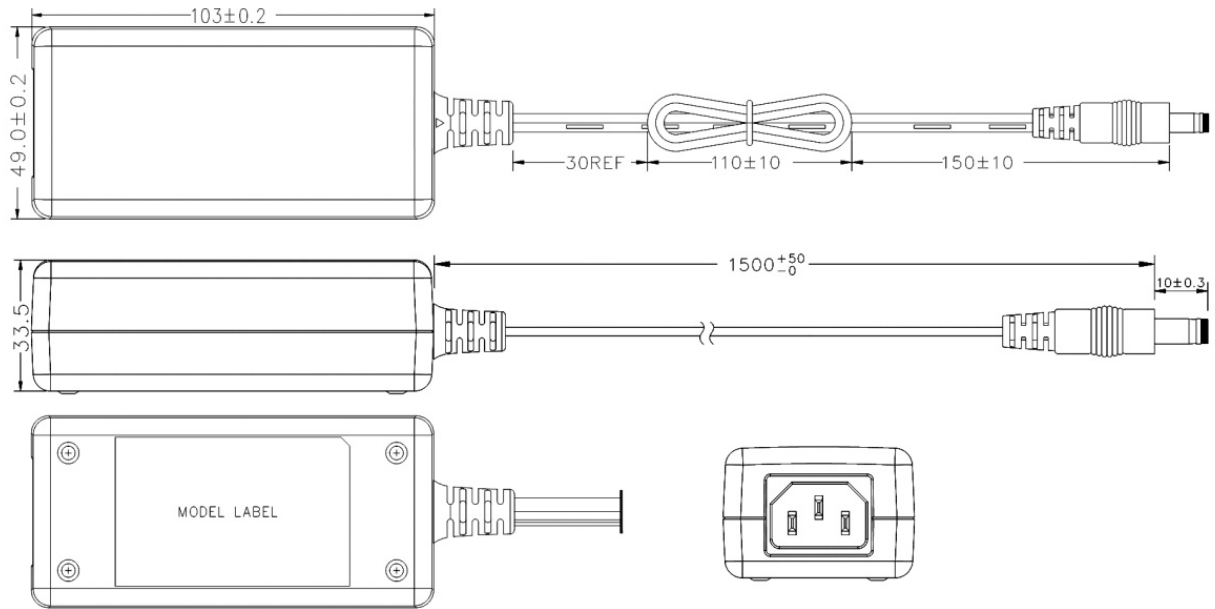
DC Output Connector

2.1mm x 5.5mm center positive standard

Notes:

1. The characteristics defined are at ambient temperature of 25°C unless otherwise specified
2. Efficiency is measured after 30 minutes burn-in

Dimension Diagram Unit: mm



Accessories – Sold Separately

AC30UNA-R – Three Wire Power Cord for North America



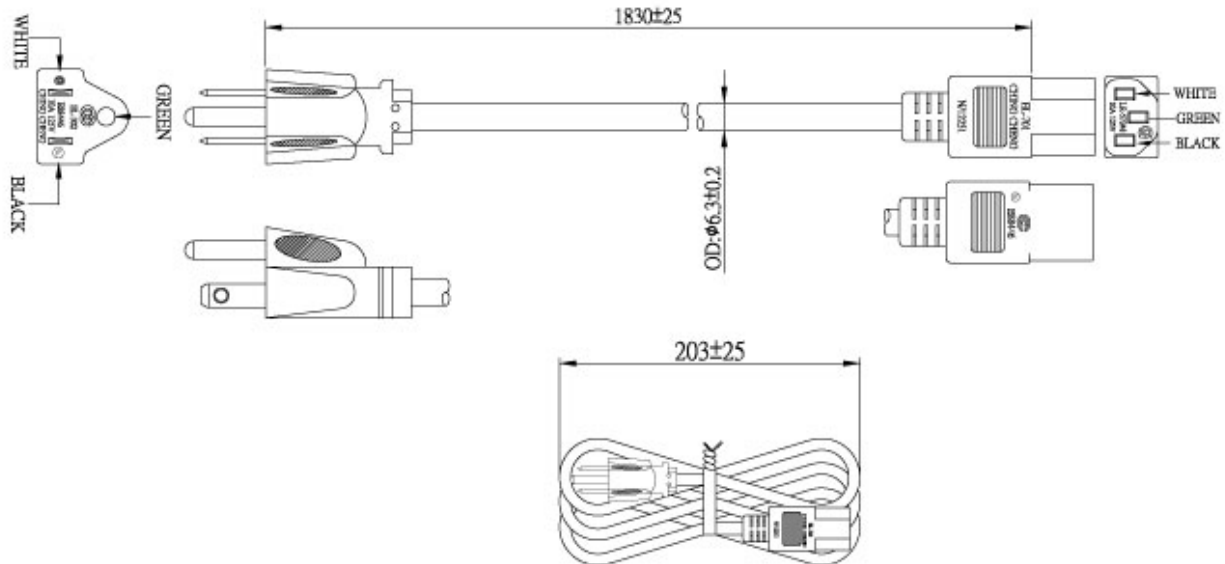
Specifications

- Plug Type: NEMA 5-15P
- Wire Size 18AWG
- Amperage Rating: 10A
- Connector: IEC320 C13
- Temperature: 60°C
- Voltage Rating: 125V

Safety Approvals

- CSA
- UL

Dimension Diagram Unit: mm



AC30UEU – Three Wire Power Cord for Continental Europe



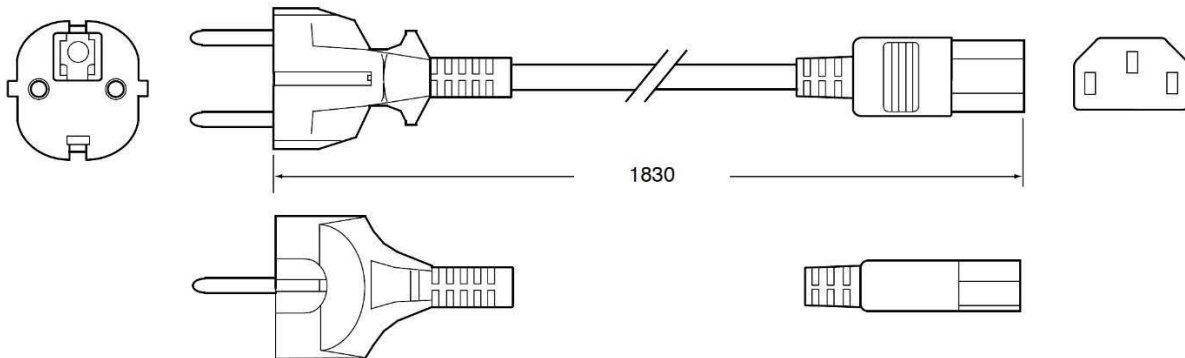
Specifications

- Plug Type: CEE 7VII
- Wire Size 0.75mm²
- Amperage Rating: 6A
- Connector: IEC320 C13
- Temperature: 70°C
- Voltage Rating: 250V

Safety Approvals

- CE
- D
- DVE
- GOST
- KEMA
- NF
- SEMKO
- DEMKO
- FIMKO
- IMQ
- NEMKO
- ÖVE

Dimension Diagram Unit: mm



AC30UUK – Three Wire Power Cord for United Kingdom



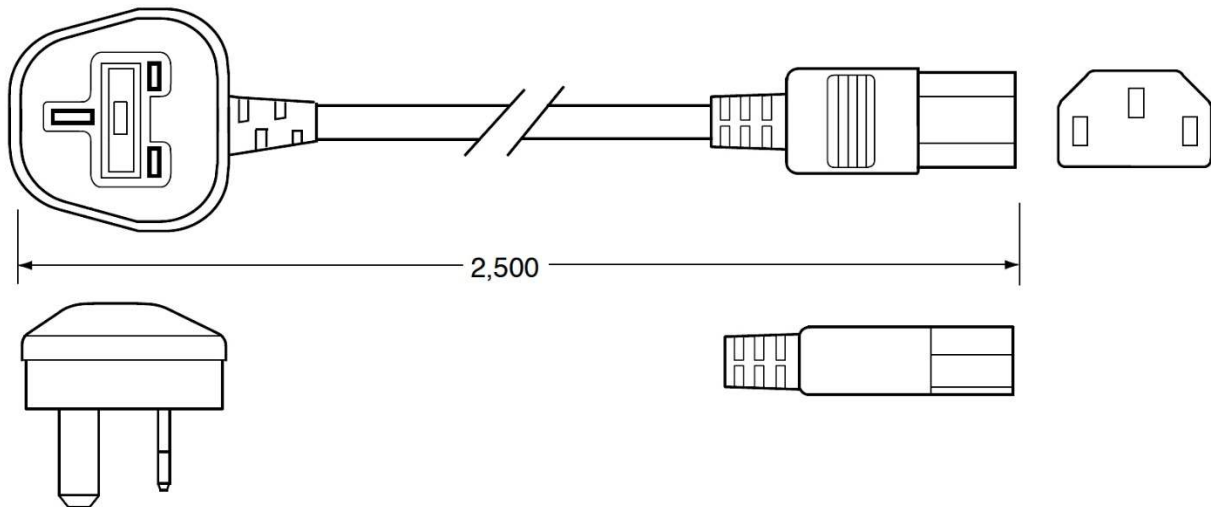
Specifications

- Plug Type: BS 1363
- Wire Size 1.0mm²
- Amperage Rating: 10A
- Connector: IEC320 C713
- Temperature: 70°C
- Voltage Rating: 250V

Safety Approvals

- BSI
- Safety Mark

Dimension Diagram Unit: mm



**Supplier's Declaration of Conformity
47 CFR § 2.1077 Compliance Information**

PSAA18U-120L6-R

PSAA18U-150L6-R

PSAA18U-240L6-R

PSAA18U-480L6-R

Phihong USA Corporation
47800 Fremont Boulevard
Fremont, CA 94538
Telephone: (510) 445-0100
www.phihong.com

NOTE: This model has/The models in this products series have been tested and found to comply with the limits for a Class B digital device, pursuant to part 15 of the FCC Rules. These limits are designed to provide reasonable protection against harmful interference in a residential installation. This equipment generates, uses and can radiate radio frequency energy and, if not installed and used in accordance with the instructions, may cause harmful interference to radio communications. However, there is no guarantee that interference will not occur in a particular installation. If this equipment does cause harmful interference to radio or television reception, which can be determined by turning the equipment off and on, the user is encouraged to try to correct the interference by one or more of the following measures:

- Reorient or relocate the receiving antenna.
- Increase the separation between the equipment and receiver.
- Connect the equipment into an outlet on a circuit different from that to which the receiver is connected.
- Consult the dealer or an experienced radio/TV technician for help.

Changes or modifications to equipment not expressly approved by PHIHONG could void the user's authority to operate the equipment.