

"High Frequency Ceramic Solutions"

1.905 GHz Antenna

P/N 1905AT45A0050

Detail Specification: 07/29/2010

Page 1 of 3

Recommended application: DECT

General Specifications

Part Number	1905AT45A0050
Frequency Range	1880 - 1930MHz
Peak Gain	0.5 dBi typ (XZ-Total)
Average Gain	-1.1 dBi typ. (XZ-Total)
Return Loss	9.5 dB min.

Input Power	2W max.
Impedance	50 Ω
Reel Quantity	1,000
Operating Temperature	-40 to +85°C
Storage Temperature	+5 to +35°C, Humidity: 45-75%RH, 12 mos. Max

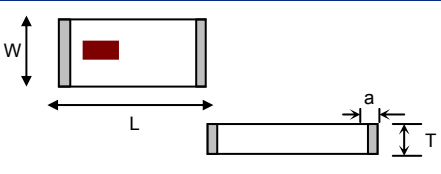
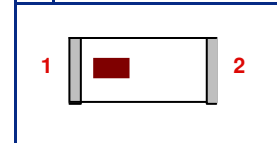
P/N Suffix	Packaging Style	Bulk	Suffix = S	Eg. 1905AT45A0050S
		T & R	Suffix = E	Eg. 1905AT45A0050E
	Termination Style	100% Tin	Suffix = None	Eg. 1905AT45A0050(E or S)
		Tin / Lead	Please consult Factory	

Terminal Configuration

No.	Function
1	Feeding Point
2	NC

Mechanical Dimensions

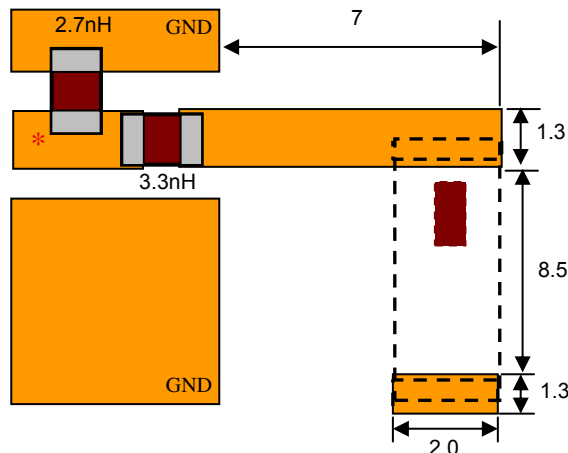
	In	mm
L	0.374 \pm 0.008	9.50 \pm 0.20
W	0.079 \pm 0.008	2.00 \pm 0.20
T	0.047 +.004/-0.008	1.20 +0.1/-0.2
a	0.020 \pm 0.012	0.50 \pm 0.30

Mounting Considerations

Mount these devices with brown mark facing up. Units: mm

* Line width should be designed to provide 50 Ω impedance, depending on PCB material and thickness.



Johanson Technology, Inc. reserves the right to make design changes without notice.
All sales are subject to Johanson Technology, Inc. terms and conditions.



www.johansontechnology.com

4001 Calle Tecate • Camarillo, CA 93012 • TEL 805.389.1166 FAX 805.389.1821

2010 Johanson Technology, Inc. All Rights Reserved

"High Frequency Ceramic Solutions"

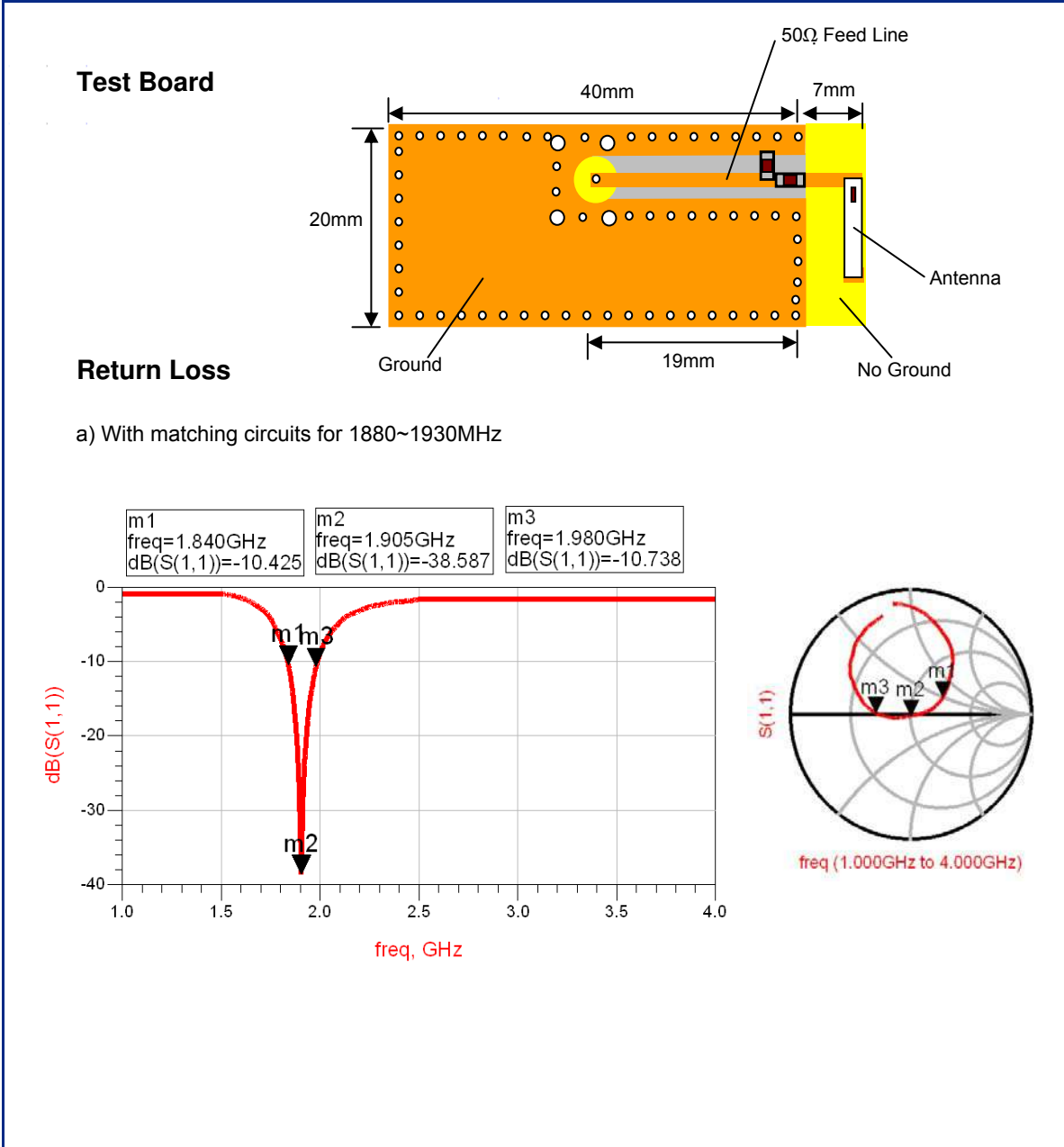
1.905 GHz Antenna

P/N 1905AT45A0050

Detail Specification: 07/29/2010

Page 2 of 3

Typical Electrical Characteristics (T=25°C)



Johanson Technology, Inc. reserves the right to make design changes without notice.
All sales are subject to Johanson Technology, Inc. terms and conditions.



www.johansontechnology.com
4001 Calle Tecate • Camarillo, CA 93012 • TEL 805.389.1166 FAX 805.389.1821

2010 Johanson Technology, Inc. All Rights Reserved

"High Frequency Ceramic Solutions"

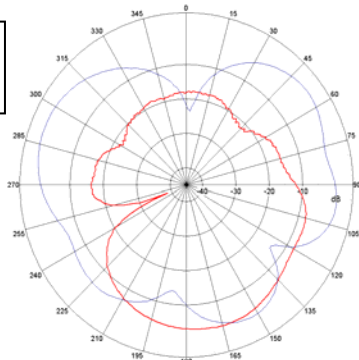
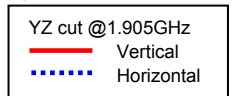
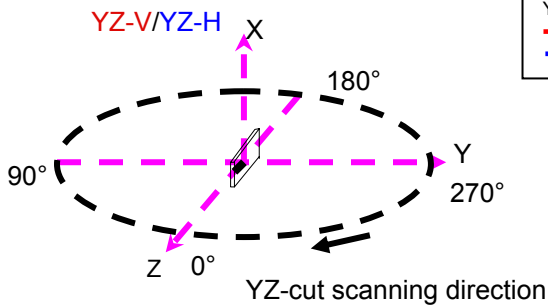
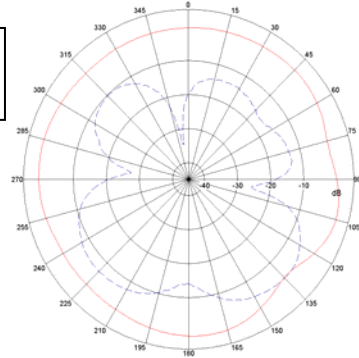
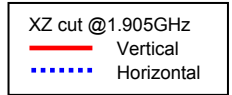
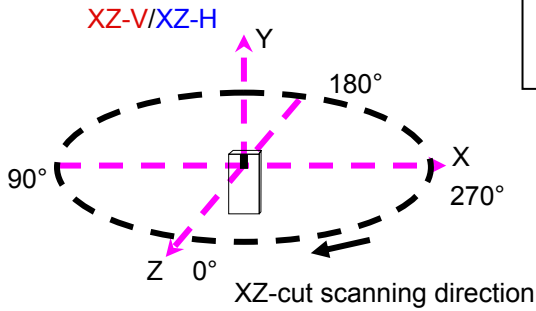
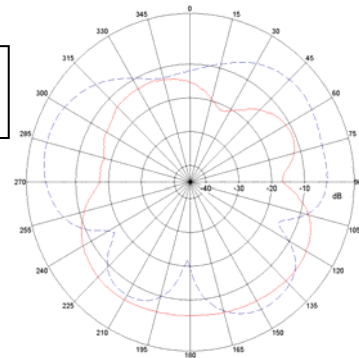
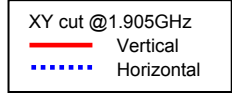
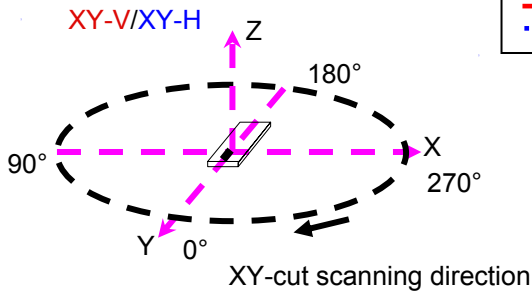
1.905 GHz Antenna

P/N 1905AT45A0050

Detail Specification: 07/29/2010

Page 3 of 3

Typical Radiation Patterns



Johanson Technology, Inc. reserves the right to make design changes without notice.
All sales are subject to Johanson Technology, Inc. terms and conditions.



www.johansontechnology.com

4001 Calle Tecate • Camarillo, CA 93012 • TEL 805.389.1166 FAX 805.389.1821

2010 Johanson Technology, Inc. All Rights Reserved