

Peak Emission Wavelength: 1200nm



Description

- Size 1206: 3.2 (L) x 1.6 (W) x 1.2 (H) mm
- Circuit substrate: glass laminated epoxy
- Devices are RoHS conform
- Lead free solderable, soldering pads: gold plated
- Taped in 8 mm blister tape, cathode to transporting perforation
- Marking at Anode
- High radiation intensity types
- Taping: face-up (TU) or face-down (TD) possible

Absolute Maximum Ratings (Ta=25°C)



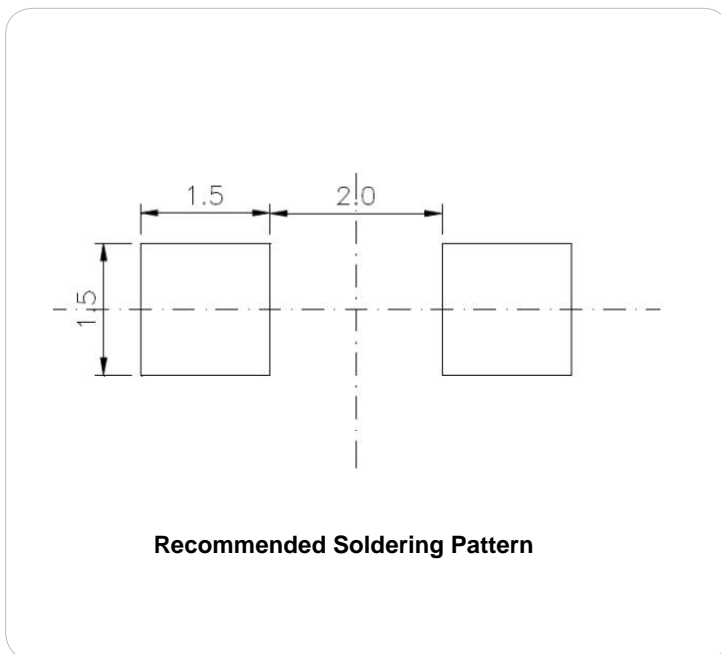
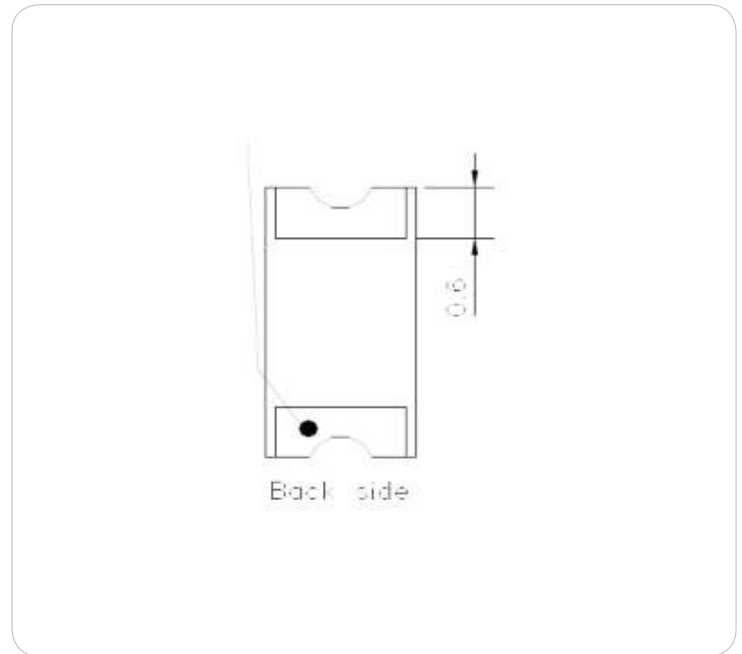
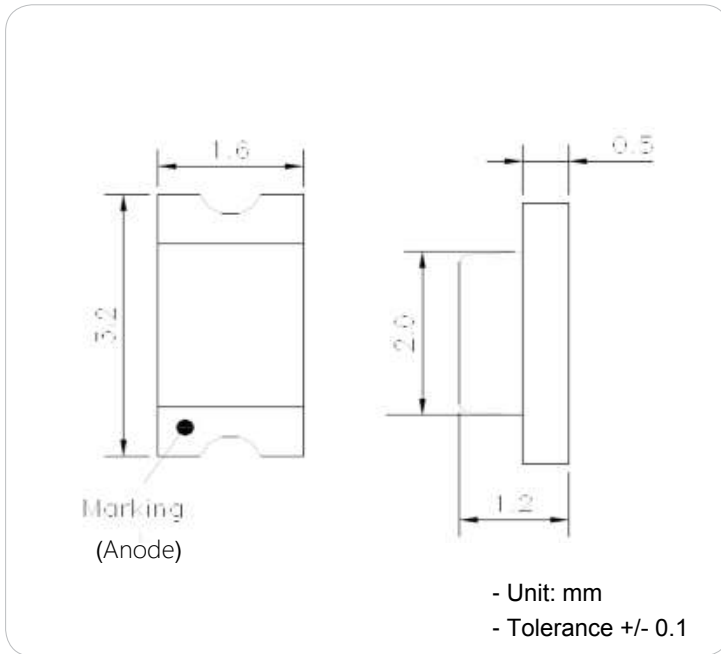
ITEMS	SYMBOL	RATINGS	UNIT
Forward DC Current	If	50	mA
Peak Forward Current *	Ifp	100	mA
Reverse Voltage	Vr	5	V
Reverse Current	Ir	100	uA
Operating Temperature	Top	-40 to +85	°C
Storage Temperature	Tst	-55 to +85	°C
Thermal Resistance	RthJA	450	K/W

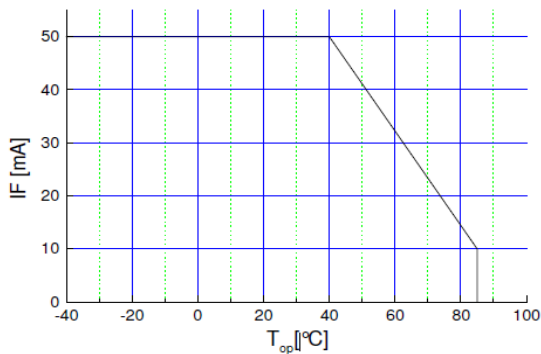
* tp ≤ 100 us, T=1ms

Electrical & Optical Characteristics (Ta = 25°C)

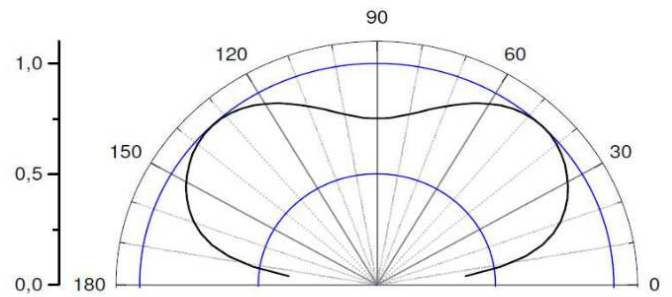
ITEMS	SYMBOL	CONDITION	MIN	TYP	MAX	UNIT
Forward Voltage	Vf	If=50mA	--	1.1	1.5	V
Peak Wavelength	λp	If=50mA	1150	1200	1250	nm
Radiant Power	Φe	If=50mA	--	11	--	mW
Radiant Intensity	Ie	If=50mA	--	2.1	--	mW/sr
Spectral Bandwidth	Δλ0.5	If=50mA	--	73	--	nm
Viewing Angle	φ	If=50mA	--	120	--	deg

Package Dimensions

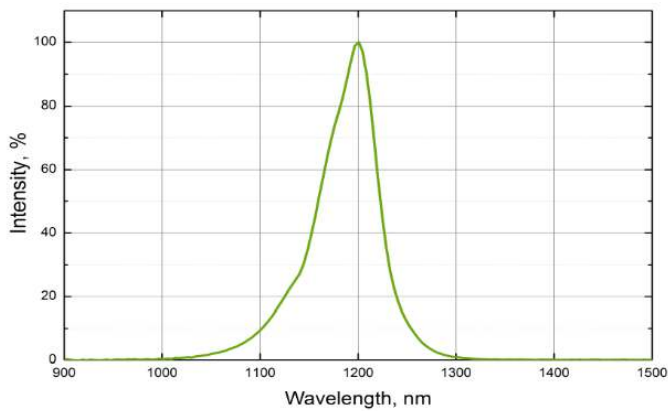




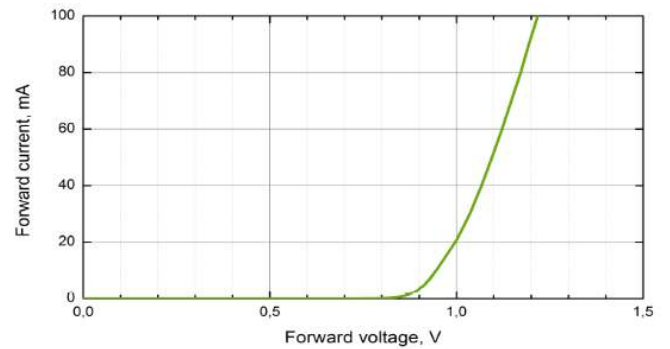
Maximal forward current (DC) characteristic



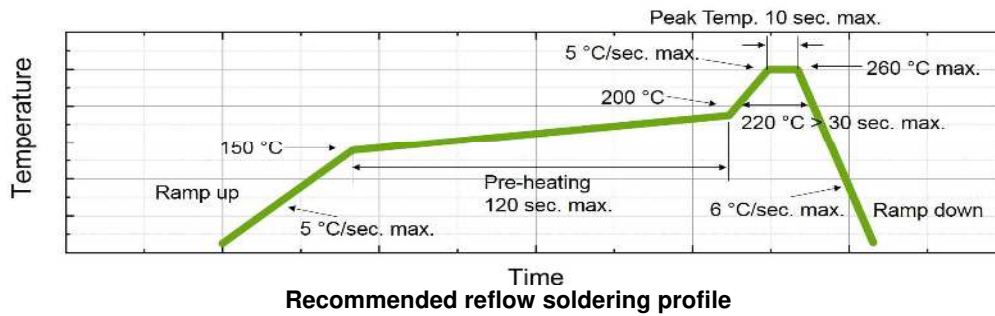
View angle



Typical spectrum at 50 mA



Forward current vs. forward voltage



The information contained herein is subject to change without notice.

2022-05-02