

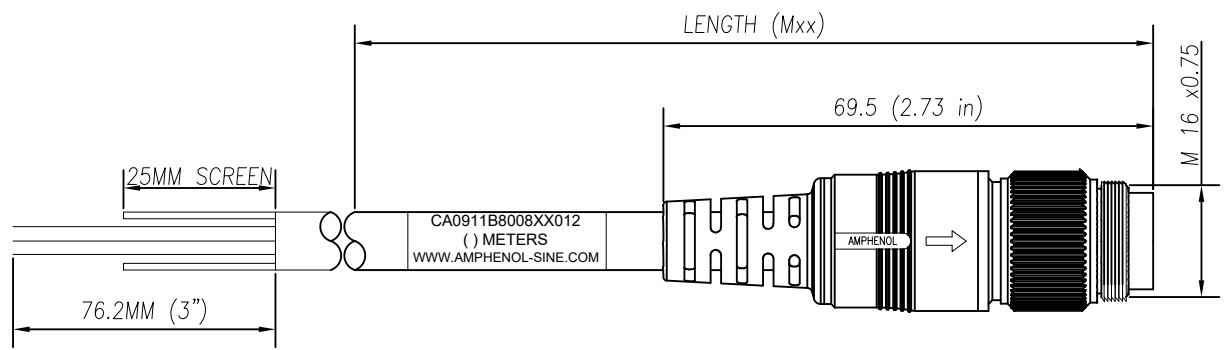
Part Number	Length (Meters)
CA0911A800801012	1 (3.28 FEET)
CA0911A800802012	2 (6.56 FEET)
CA0911A800803012	3 (9.84 FEET)
CA0911A800805012	5 (16.40 FEET)
CA0911A800807012	7 (22.96 FEET)
CA0911A800810012	10 (32.80 FEET)
CA0911A800813012	13 (42.65 FEET)
CA0911A800815012	15 (49.21 FEET)

D

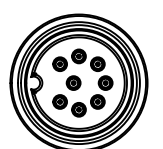
C

B

A



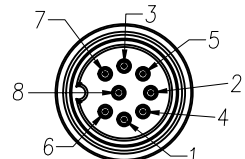
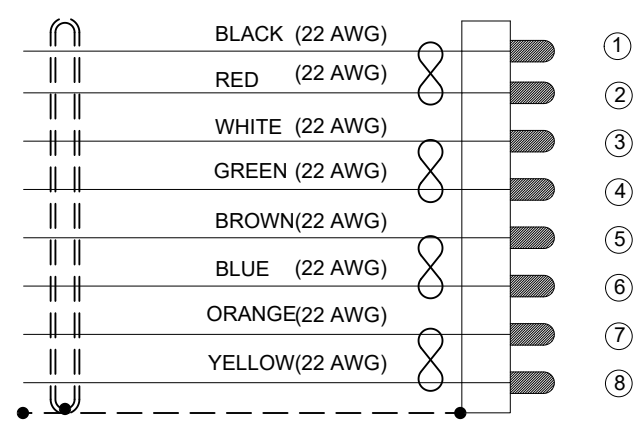
REVISIONS							
REV	ZONE	ECO	DESCRIPTION	DATE	BY	CHK	APPR
A1	-	-	TECHNICAL DATA SHEET RELEASE	20-JULY-17	RO	-	-



MALE CONNECTOR PLUG



WIRING DIAGRAM



FACE VIEW

CAN BE USED WITH MATING FEMALE RECEPTACLE # CA0911F118005

CONTACT YOUR DISTRIBUTOR FOR OTHER MATING OPTIONS

TECHNICAL DATA:

- MATERIALS:**  
 COUPLING NUT: ZINC DIE CAST  
 INSULATION INSERT: THERMOPLASTIC  
 CONTACT: SILVER PLATED  
 OVERMOLD MATERIAL: THERMOPLASTIC COLOR: BLACK  
 CABLE RATING: UL LISTED, UL RECOGNIZED AWM STYLE AND CSA CERTIFIED, AWM 2517 105°C 300V  
 CABLE JACKET MATERIAL: PVC COLOR: BLACK  
 BENDING RADIUS: 0.260"  
 CONDUCTOR INSULATION: SR-PVC  
 NUMBER OF CONDUCTORS: (8) 22AWG
- CONNECTOR ELECTRICAL DATA:**  
 CURRENT (MAX): 7A AT 40°C  
 VOLTAGE (MAX): 250V AC/DC PER UL 1977  
 INSULATION RESISTANCE: 100M OHMS PER IEC 60512-3-1  
 RATED IMPULSE WITHSTAND VOLTAGE: 1200V PER IEC 60664-1
- CONNECTOR MECHANICAL DATA:**  
 TEMPERATURE RANGE: -25°C TO +100°C  
 PROTECTION: IP67/IP68 (PER MATED CONDITION)  
 MATING CYCLES: >500
- RoHS COMPLIANT

TOLERANCE	
0-2.99 M = +100.0/-25.0mm	0-9.99 FT = +4" / -1"
3-8.99 M = +150.0/-25.0mm	10.00-29.99 FT = +6" / -1"
9-14.99 M = +300.0/-25.0mm	30.00-49.99 FT = +12" / -1"
15-OVER M = +450.0/-25.0mm	50 FT-OVER = +18" / -1"

QUANTITY	PART NUMBER	DESCRIPTION	ITEM

MATERIALS LIST		
SIGNATURES	DATE	
DRAWN: RO	6-JUNE-17	
CHECKED: AA	8-JUNE-17	
ENGINEER: RO		
APPROVAL: WS	13-JUNE-17	

UNLESS OTHERWISE SPECIFIED: 1) All dimensions are in metric(mm). 2) Tolerances are as follows: 1 PL DEC ±0.30 Fractions ±1/64 2 PL DEC ±0.15 Angles ±1° 3 PL DEC ±0.08 3) Note reference = $\Delta$		<p><b>Amphenol</b></p> <p>Sine Systems - www.amphenol-sine.com 44724 Morley Drive Clinton Township, MI 48036</p> <p>C091 (M16) 8 POS CIRCULAR MOLDED, STD. STRAIN RELIEF, MALE TO LEADS, 22AWG, 4 PAIR, FOIL SHIELD</p>
MATERIAL SPECIFICATIONS:		
PROCESS SPECIFICATIONS: IPC-WHMA-A-620		
NEXT ASSY:		

SCALE: HALF	SIZE: C-	DWG NO: CA9811A8008XX012	REVISION: A1
SHEET 1 OF 1			

