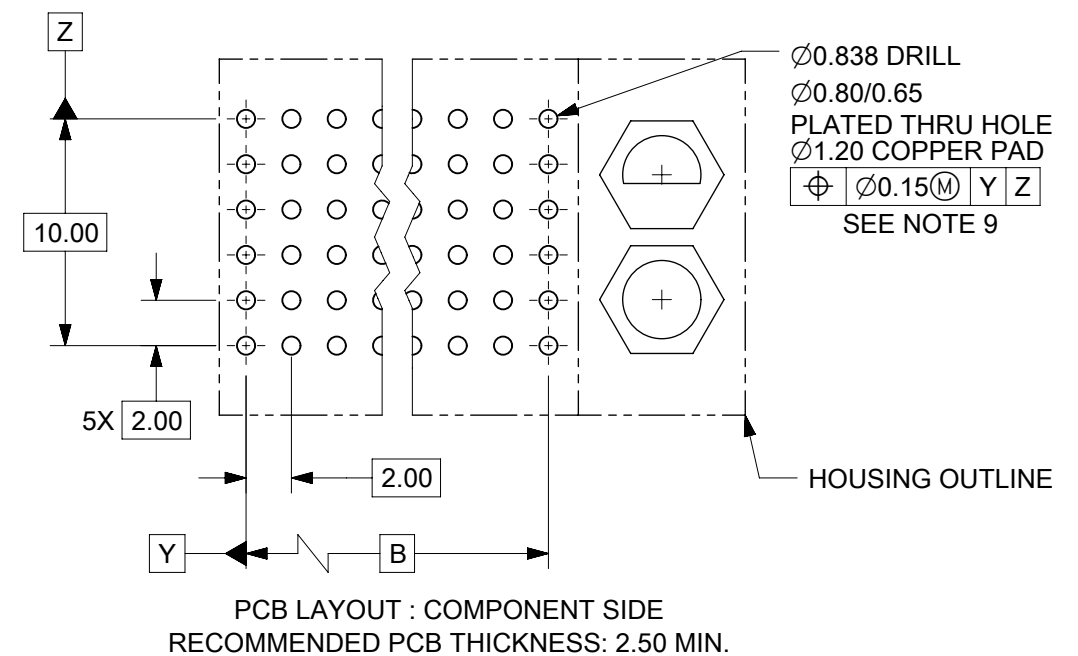
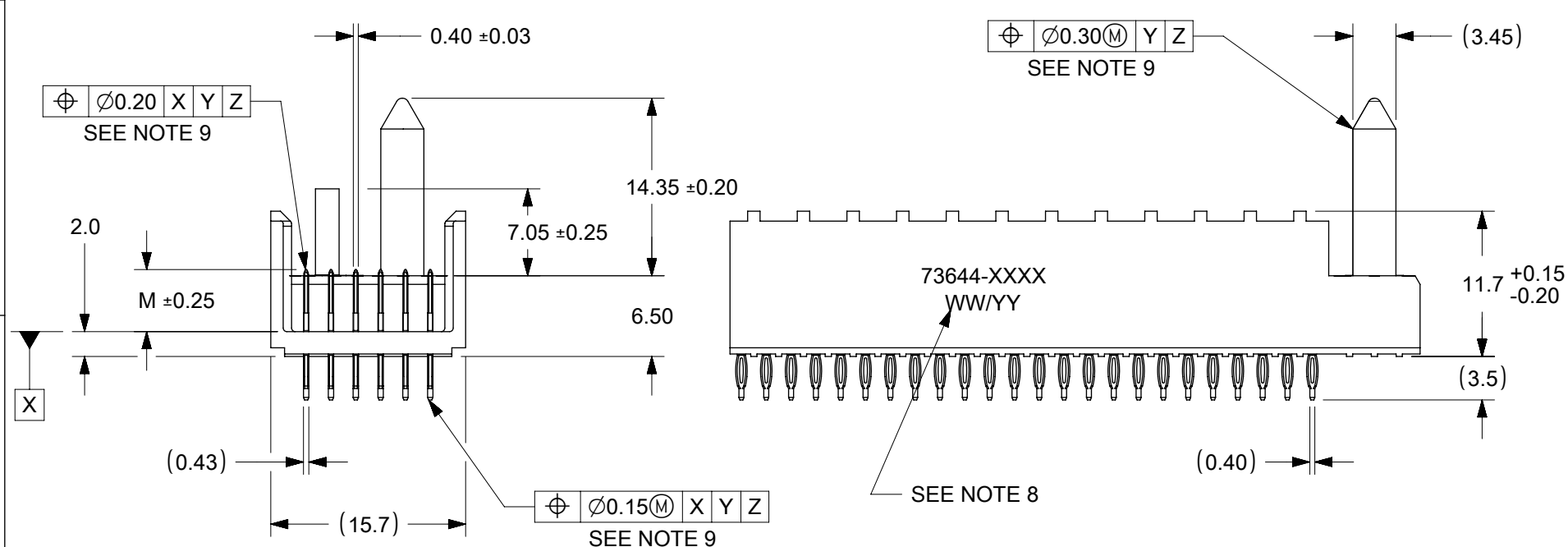


NOTES:

1. MATERIALS : HOUSING - LIQUID CRYSTAL POLYMER (LCP)  
GLASS-FILLED, UL 94V-0, COLOR: BLACK  
TERMINAL - PHOSPHOR BRONZE.
2. FINISH: SELECTIVE GOLD (Au) IN CONTACT AREA, 0.76 MICROMETERS MINIMUM THICKNESS, NICKEL (Ni) AND GOLD FLASH OVERALL.  
SELECTIVE GOLD (Au) IN CONTACT AREA, 0.76 MICROMETERS MINIMUM THICKNESS, SELECTIVE MATTE TIN (Sn) ON IN TAIL AREA.  
NICKEL (Ni) OVERALL.
3. THIS PART CONFORMS TO MOLEX PRODUCT SPECIFICATION PS-73670-9999.
4. FOR MIXED CONTACT MATING LENGTHS, CONSULT FACTORY FOR AVAILABILITY.
5. DIMENSIONS ARE IN MILLIMETERS.
6. FOR SPECIFIC MATERIAL NUMBERS, SEE SHEET 2.
7. PACKAGE PER PK-70873-0818.
8. PARTS MARKED WITH PART NUMBER AND DATE CODE ON EITHER SIDE, APPROXIMATELY WHERE SHOWN.
9. POSITION TOLERANCE ARE INSPECTED BY GAUGE 737270006 OR 737270011.



|                    |   |        |  |              |                 |  |
|--------------------|---|--------|--|--------------|-----------------|--|
| FUNCTIONAL SYMBOLS | THIS DRAWING CONTAINS INFORMATION THAT IS PROPRIETARY TO MOLEX ELECTRONIC TECHNOLOGIES, LLC AND SHOULD NOT BE USED WITHOUT WRITTEN PERMISSION |        | <p style="text-align: center;"><b>molex</b></p> <p style="text-align: center;">SALES ASSEMBLY, HDM<br/>BACKPLANE MODULE POLAR/GUIDE OPTION</p> |              |                 |  |
|                    | DIMENSION UNITS   | SCALE  |  |              |                 |  |
| $\nabla_A = 0$     | mm  | 2:1    | EC NO: 719835  |              | 2022/05/16      |  |
| $\nabla_B = 0$     | GENERAL TOLERANCES (UNLESS SPECIFIED)   |        | DRWN: KRISHH1  |              | 2022/09/13      |  |
| $\nabla_C = 0$     | ANGULAR TOL ± 0.5°  |        | CHKD: JKACHLIC   |              | 2022/09/13      |  |
| DIVISIONAL SYMBOLS | 4 PLACES  | ±      | APPR: JKACHLIC   |              | 2022/09/13      |  |
|                    | 3 PLACES  | ±      | INITIAL REVISION:  |              |                 |  |
|                    | 2 PLACES  | ± 0.05 | DRWN: RFC_PLMIMP   |              | 2018/11/28      |  |
|                    | 1 PLACE   | ± 0.1  | APPR: SREED  |              | 2003/05/15      |  |
|                    | 0 PLACES  | ±      | DRAFT WHERE APPLICABLE MUST REMAIN WITHIN DIMENSIONS   |              |                 |  |
|                    | THIRD ANGLE PROJECTION  |        | DRAWING  | SERIES       | MATERIAL NUMBER |  |
|                    |   |        | B-SIZE   | 73644        | SEE TABLE       |  |
|                    |   |        | CUSTOMER   | SHEET NUMBER |                 |  |
|                    |   |        | GENERAL MARKET   | 1 OF 3       |                 |  |

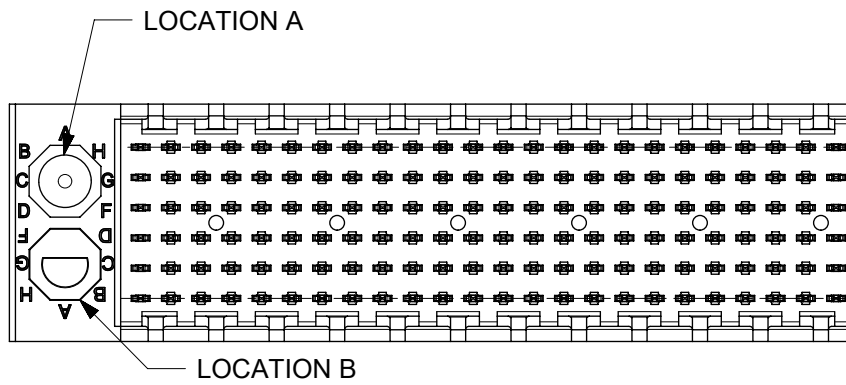
| MATERIAL NUMBER | NUMBER OF SIGNAL CONTACTS | PLATING                            | DIM "A" | DIM "B" | DIM "M" |
|-----------------|---------------------------|------------------------------------|---------|---------|---------|
| 73644-00**      | 72                        | SELECTIVE GOLD/GOLD FLASH          | 31.60   | 22.00   | 5.00    |
| 73644-01**      | 72                        | SELECTIVE GOLD/GOLD FLASH          | 31.60   | 22.00   | 5.50    |
| 73644-02**      | 72                        | SELECTIVE GOLD/GOLD FLASH          | 31.60   | 22.00   | 6.00    |
| 73644-10**      | 144                       | SELECTIVE GOLD/GOLD FLASH          | 55.60   | 46.00   | 5.00    |
| 73644-11**      | 144                       | SELECTIVE GOLD/GOLD FLASH          | 55.60   | 46.00   | 5.50    |
| 73644-12**      | 144                       | SELECTIVE GOLD/GOLD FLASH          | 55.60   | 46.00   | 6.00    |
| 73644-20**      | 72                        | SELECTIVE GOLD/SELECTIVE MATTE TIN | 31.60   | 22.00   | 5.00    |
| 73644-21**      | 72                        | SELECTIVE GOLD/SELECTIVE MATTE TIN | 31.60   | 22.00   | 5.50    |
| 73644-22**      | 72                        | SELECTIVE GOLD/SELECTIVE MATTE TIN | 31.60   | 22.00   | 6.00    |
| 73644-30**      | 144                       | SELECTIVE GOLD/SELECTIVE MATTE TIN | 55.60   | 46.00   | 5.00    |
| 73644-31**      | 144                       | SELECTIVE GOLD/SELECTIVE MATTE TIN | 55.60   | 46.00   | 5.50    |
| 73644-32**      | 144                       | SELECTIVE GOLD/SELECTIVE MATTE TIN | 55.60   | 46.00   | 6.00    |

# MATERIAL NUMBER ASSIGNMENT

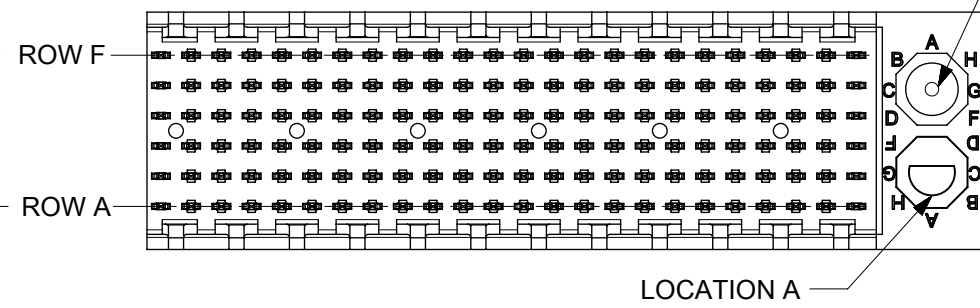
73644 - \* \* \* \*

- CIRCUIT SIZE**
- 0= 72 CIRCUIT, GOLD/GOLD FLASH
  - 1= 144 CIRCUIT, GOLD/GOLD FLASH
  - 2= 72 CIRCUIT, GOLD/MATTE TIN
  - 3= 144 CIRCUIT, GOLD/MATTE TIN
  - \* FORMERLY TIN/ LEAD
- MATING LENGTH**
- 0= 5.00 MATING LENGTH
  - 1= 5.50 MATING LENGTH
  - 2= 6.00 MATING LENGTH

| NUMBER | GUIDE POST LOCATION | POLAR KEY POSITION |
|--------|---------------------|--------------------|
| 00     | B                   | A                  |
| 01     | A                   | B                  |
| 02     | B                   | C                  |
| 03     | A                   | D                  |
| 04     | B                   | E                  |
| 05     | A                   | F                  |
| 06     | B                   | G                  |
| 07     | A                   | H                  |
| 08     | B                   | N/A                |
| 09     | A                   |                    |
| 10     | B                   |                    |
| 11     | A                   |                    |
| 12     | B                   |                    |
| 13     | A                   |                    |
| 14     | B                   |                    |
| 15     | A                   |                    |
| 16     | B                   |                    |
| 17     | A                   |                    |
| 18     | N/A                 |                    |



REF. MATERIAL NUMBER 73644-0009  
GUIDE PIN IS IN LOCATION A  
POLARIZING KEY IS IN LOCATION B, POSITION E



REF. MATERIAL NUMBER 73644-0008  
GUIDE PIN IS IN LOCATION B  
POLARIZING KEY IS IN LOCATION A, POSITION E

|  |  |       |  |   |  |  |  |  |  |   |  |         |  |  |  |                 |  |          |  |              |  |
|--|--|-------|--|---|--|--|--|--|--|---|--|---------|--|--|--|-----------------|--|----------|--|--------------|--|
| FUNCTIONAL SYMBOLS                                   |  |       |  |   |  |  |  |  |  | THIS DRAWING CONTAINS INFORMATION THAT IS PROPRIETARY TO MOLEX ELECTRONIC TECHNOLOGIES, LLC AND SHOULD NOT BE USED WITHOUT WRITTEN PERMISSION |  |         |  |  |  |                 |  |          |  |              |  |
| DIMENSION UNITS                                      |  | SCALE |  | CURRENT REV DESC: SEE REVISION TABLE ON SHEET 3 |  |  |  |  |  |   |  |         |  | <p>SALES ASSEMBLY, HDM<br/>BACKPLANE MODULE POLAR/GUIDE OPTION</p> |  |                 |  |          |  |              |  |
| mm   |  | 2:1   |  |   |  |  |  |  |  |   |  |         |  |  |  |                 |  |          |  |              |  |
| GENERAL TOLERANCES (UNLESS SPECIFIED)                |  |       |  |   |  |  |  |  |  | EC NO: 719835   |  |         |  |  |  |                 |  |          |  |              |  |
| ANGULAR TOL ± 0.5°                                   |  |       |  |   |  |  |  |  |  | DRWN: KRISHH1 2022/05/16  |  |         |  |  |  |                 |  |          |  |              |  |
| 4 PLACES ±   |  |       |  |   |  |  |  |  |  | CHKD: JKACHLIC 2022/09/13   |  |         |  |  |  |                 |  |          |  |              |  |
| 3 PLACES ±   |  |       |  |   |  |  |  |  |  | APPR: JKACHLIC 2022/09/13   |  |         |  |  |  |                 |  |          |  |              |  |
| 2 PLACES ± 0.05                                      |  |       |  |   |  |  |  |  |  | INITIAL REVISION:   |  |         |  |  |  |                 |  |          |  |              |  |
| 1 PLACE ± 0.1  |  |       |  |   |  |  |  |  |  | DRWN: RFC_PLMIMP 2018/11/28   |  |         |  |  |  |                 |  |          |  |              |  |
| 0 PLACES ±   |  |       |  |   |  |  |  |  |  | APPR: SREED 2003/05/15  |  |         |  |  |  |                 |  |          |  |              |  |
| DRAFT WHERE APPLICABLE MUST REMAIN WITHIN DIMENSIONS |  |       |  |   |  |  |  |  |  | THIRD ANGLE PROJECTION  |  | DRAWING |  | SERIES   |  | MATERIAL NUMBER |  | CUSTOMER |  | SHEET NUMBER |  |
|  |  |       |  |   |  |  |  |  |  | B-SIZE  |  | 73644   |  | SEE TABLE  |  | GENERAL MARKET  |  | 2 OF 3   |  |              |  |

|                 |    |              |            |          |
|-----------------|----|--------------|------------|----------|
| DOCUMENT STATUS | P1 | RELEASE DATE | 2022/09/13 | 08:27:36 |
|-----------------|----|--------------|------------|----------|

F

F

E

E

D

D

C

C

B

B

A

A

| DATE       | REV | DESCRIPTION  |
|------------|-----|--|
| 05/19/2022 | L   | 1. DRAWING MIGRATION.<br>2. SHEET 1: E07: DIMENSION 0.92 REMOVED BECAUSE DIM 'A' AND DIM 'B' ARE WITH SAME CENTER LINE, SO DIM 0.92 IS NOT REQUIRED.<br>3. SHEET 1: C09: DIM 0.42 CHANGED TO 0.40±0.03MM, TO FOLLOW ACTUAL COMPONENT DIMENSION.<br>0.39<br>4. SHEET 1: D06: TOLERANCE OF DIM 'A' CHANGED TO ±0.15 FROM ±0.10, TO FOLLOW ACTUAL COMPONENT DIMENSION.<br>5. SHEET 1: C10: DIM 2.00 CHANGED TO DIM 2.0 TO INCREASE THE TOLERANCE TO FOLLOW ACTUAL COMPONENT DIMENSION.<br>6. SHEET 1: E04: ADDED NOTE 9 FOR POSITION TOLERANCE MEASUREMENT.<br>7. SHEET 1: E08, E07, C04, B03 : REMOVED BRACKET FROM THE BASIC DIMENSION <span style="border: 1px solid black; padding: 0 2px;">10.00</span> , <span style="border: 1px solid black; padding: 0 2px;">B</span> , <span style="border: 1px solid black; padding: 0 2px;">10.00</span> , <span style="border: 1px solid black; padding: 0 2px;">B</span> RESPECTIVELY FOR TP CONTROL<br>8. SHEET 1: B08, C10, C06, C01 : ADDED "SEE NOTE 8" FOR TP CONTROL<br>9. SHEET 1: C08: DIM 7.05±0.20 AND 14.35±0.15 CHANGED TO 7.05±0.25 AND 14.35±0.15 RESPECTIVELY. |
|            |     |  |

|   |                                       |                        |   |  |        |                 |                |              |  |
|---|---------------------------------------|------------------------|---|--|--------|-----------------|----------------|--------------|--|
| THIS DRAWING CONTAINS INFORMATION THAT IS PROPRIETARY TO MOLEX ELECTRONIC TECHNOLOGIES, LLC AND SHOULD NOT BE USED WITHOUT WRITTEN PERMISSION |                                       |                        |   |  |        |                 |                |              |  |
| FUNCTIONAL SYMBOLS  | DIMENSION UNITS                       | SCALE                  | CURRENT REV DESC: SEE REVISION TABLE ON SHEET 3 |  |        |                 |                |              |  |
|   | $\nabla/A = 0$                        | mm                     | 1:1   | EC NO: 719835<br>DRWN: KRISHH1<br>CHKD: JKACHLIC<br>APPR: JKACHLIC<br>INITIAL REVISION:<br>DRWN: RFC_PLMIMP<br>APPR: SREED |        |                 |                |              |  |
| $\nabla/E = 0$  | GENERAL TOLERANCES (UNLESS SPECIFIED) |                        |   |  |        |                 |                |              |  |
| $\nabla/F = 0$  | ANGULAR TOL ± 0.5°                    |                        |   |  |        |                 |                |              |  |
| DIVISIONAL SYMBOLS  | 4 PLACES                              | ±                      | 2022/05/16                                      |  |        |                 |                |              |  |
|   | 3 PLACES                              | ±                      | 2022/09/13                                      |  |        |                 |                |              |  |
|   | 2 PLACES                              | ± 0.05                 | 2022/09/13                                      |  |        |                 |                |              |  |
|   | 1 PLACE                               | ± 0.1                  | 2018/11/28                                      |  |        |                 |                |              |  |
| 0 PLACES  | ±                                     | 2003/05/15             |   |  |        |                 |                |              |  |
| DRAFT WHERE APPLICABLE MUST REMAIN WITHIN DIMENSIONS  |                                       | THIRD ANGLE PROJECTION |   | DRAWING  | SERIES | MATERIAL NUMBER | CUSTOMER       | SHEET NUMBER |  |
|   |                                       |                        |   | B-SIZE   | 73644  | SEE TABLE       | GENERAL MARKET | 3 OF 3       |  |

**molex**

SALES ASSEMBLY, HDM  
BACKPLANE MODULE POLAR/GUIDE OPTION

PRODUCT CUSTOMER DRAWING

|                 |          |          |          |
|-----------------|----------|----------|----------|
| DOCUMENT NUMBER | DOC TYPE | DOC PART | REVISION |
| SDA-73644-XXXX  | PSD      | 001      | L        |

| MATERIAL NUMBER | NUMBER OF SIGNAL CONTACTS | PLATING                           | DIM "A" | DIM "B" | DIM "M" |
|-----------------|---------------------------|-----------------------------------|---------|---------|---------|
| 73644-00**      | 72                        | SELECTIVE GOLD/GOLD FLASH         | 31.60   | 22.00   | 5.00    |
| 73644-01**      | 72                        | SELECTIVE GOLD/GOLD FLASH         | 31.60   | 22.00   | 5.50    |
| 73644-02**      | 72                        | SELECTIVE GOLD/GOLD FLASH         | 31.60   | 22.00   | 6.00    |
| 73644-10**      | 144                       | SELECTIVE GOLD/GOLD FLASH         | 55.60   | 46.00   | 5.00    |
| 73644-11**      | 144                       | SELECTIVE GOLD/GOLD FLASH         | 55.60   | 46.00   | 5.50    |
| 73644-12**      | 144                       | SELECTIVE GOLD/GOLD FLASH         | 55.60   | 46.00   | 6.00    |
| 73644-20**      | 72                        | SELECTIVE GOLD/SELECTIVE TIN-LEAD | 31.60   | 22.00   | 5.00    |
| 73644-21**      | 72                        | SELECTIVE GOLD/SELECTIVE TIN-LEAD | 31.60   | 22.00   | 5.50    |
| 73644-22**      | 72                        | SELECTIVE GOLD/SELECTIVE TIN-LEAD | 31.60   | 22.00   | 6.00    |
| 73644-30**      | 144                       | SELECTIVE GOLD/SELECTIVE TIN-LEAD | 55.60   | 46.00   | 5.00    |
| 73644-31**      | 144                       | SELECTIVE GOLD/SELECTIVE TIN-LEAD | 55.60   | 46.00   | 5.50    |
| 73644-32**      | 144                       | SELECTIVE GOLD/SELECTIVE TIN-LEAD | 55.60   | 46.00   | 6.00    |

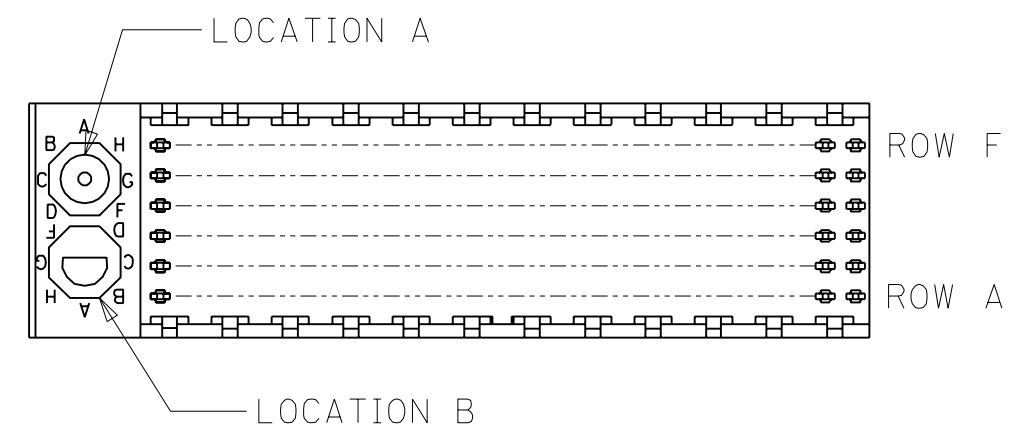
### MATERIAL NUMBER ASSIGNMENT

73644- \* \* \* \*

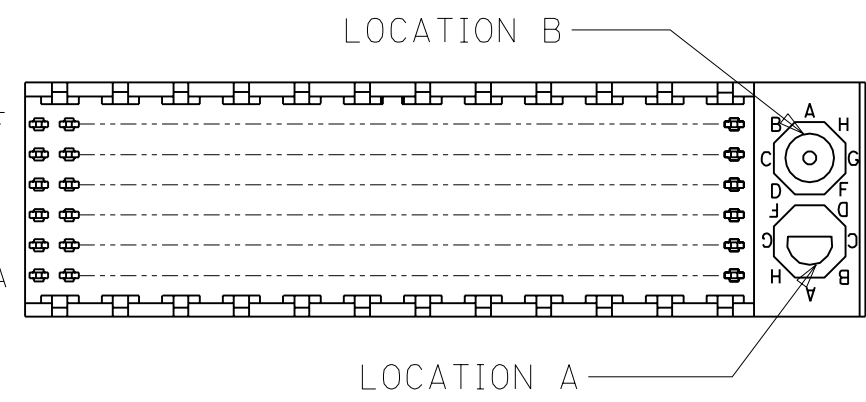
0 = 72-CIRCUIT, GOLD/GOLD FLASH  
 1 = 144-CIRCUIT, GOLD/GOLD FLASH  
 2 = 72-CIRCUIT, GOLD/TIN-LEAD  
 3 = 144-CIRCUIT, GOLD/TIN-LEAD

0 = 5.00 MATING LENGTH  
 1 = 5.50 MATING LENGTH  
 2 = 6.00 MATING LENGTH

| NUMBER | GUIDE POST LOCATION | POLAR KEY POSITION |
|--------|---------------------|--------------------|
| 00     | B                   | A                  |
| 01     | A                   |                    |
| 02     | B                   | B                  |
| 03     | A                   |                    |
| 04     | B                   | C                  |
| 05     | A                   |                    |
| 06     | B                   | D                  |
| 07     | A                   |                    |
| 08     | B                   | E                  |
| 09     | A                   |                    |
| 10     | B                   | F                  |
| 11     | A                   |                    |
| 12     | B                   | G                  |
| 13     | A                   |                    |
| 14     | B                   | H                  |
| 15     | A                   |                    |
| 16     | B                   |                    |
| 17     | A                   |                    |
| 18     | N/A                 | N/A                |



REF. MATERIAL NUMBER 73644-0009  
 GUIDE PIN IS IN LOCATION A  
 POLARIZING KEY IS IN LOCATION B, POSITION E



REF. MATERIAL NUMBER 73644-0008  
 GUIDE PIN IS IN LOCATION B  
 POLARIZING KEY IS IN LOCATION A, POSITION E

| DIMENSIONS SHOWN (METRIC) INCH   |       | ▽ = 0 ▼ = 0              |      | REVISE ONLY ON CAD SYSTEM  |               |       |     |         |       |       |         |     |       |   |  |  |  |
|--|-------|--------------------------|------|--|---------------|-------|-----|---------|-------|-------|---------|-----|-------|---|--|--|--|
| UNLESS OTHERWISE SPECIFIED TOLERANCES: ANGULAR ± 1/2°  |       | TITLE                    |      |  |               |       |     |         |       |       |         |     |       |   |  |  |  |
| <table border="1"> <thead> <tr> <th></th> <th>INCH</th> <th>METRIC</th> </tr> </thead> <tbody> <tr> <td>3 PLACE</td> <td>± N/A</td> <td>---</td> </tr> <tr> <td>2 PLACE</td> <td>± N/A</td> <td>± N/A</td> </tr> <tr> <td>1 PLACE</td> <td>---</td> <td>± N/A</td> </tr> </tbody> </table> |       |                          | INCH | METRIC   | 3 PLACE       | ± N/A | --- | 2 PLACE | ± N/A | ± N/A | 1 PLACE | --- | ± N/A | SALES ASSY, HDM BACKPLANE<br>MODULE, POLAR/GUIDE OPTION |  |  |  |
|  | INCH  | METRIC                   |      |  |               |       |     |         |       |       |         |     |       |   |  |  |  |
| 3 PLACE  | ± N/A | ---                      |      |  |               |       |     |         |       |       |         |     |       |   |  |  |  |
| 2 PLACE  | ± N/A | ± N/A                    |      |  |               |       |     |         |       |       |         |     |       |   |  |  |  |
| 1 PLACE  | ---   | ± N/A                    |      |  |               |       |     |         |       |       |         |     |       |   |  |  |  |
| DRAFT WHERE APPLICABLE MUST REMAIN WITHIN DIMENSIONS   |       | molex MOLEX INCORPORATED |      | SHEET NO. 2  | DATE 96/12/18 |       |     |         |       |       |         |     |       |   |  |  |  |
|  |       | LISLE,ILL. 60532 U.S.A.  |      |  |               |       |     |         |       |       |         |     |       |   |  |  |  |
|  |       | PART NO. SEE CHART       |      | DRWG. NO. SDA-73644-****   |               |       |     |         |       |       |         |     |       |   |  |  |  |
|  |       | DRWG. BY JRR             |      | CHK'D. BY SMR  |               |       |     |         |       |       |         |     |       |   |  |  |  |
|  |       | APP'D. BY CAB            |      | SCALE ---:---  |               |       |     |         |       |       |         |     |       |   |  |  |  |
| LTR. REVISIONS   |       | LTR. REVISIONS           |      | FILE NAME S73644X2 DGN   |               |       |     |         |       |       |         |     |       |   |  |  |  |
|  |       |                          |      | THIS DRAWING CONTAINS INFORMATION THAT IS PROPRIETARY TO MOLEX INC. AND SHOULD NOT BE USED WITHOUT WRITTEN PERMISSION. |               |       |     |         |       |       |         |     |       |   |  |  |  |
|  |       |                          |      | DIV. DA  |               |       |     |         |       |       |         |     |       |   |  |  |  |
|  |       |                          |      | SIZE B   |               |       |     |         |       |       |         |     |       |   |  |  |  |