

1-770669-4 ✓ ACTIVE

AMP | AMPSEAL

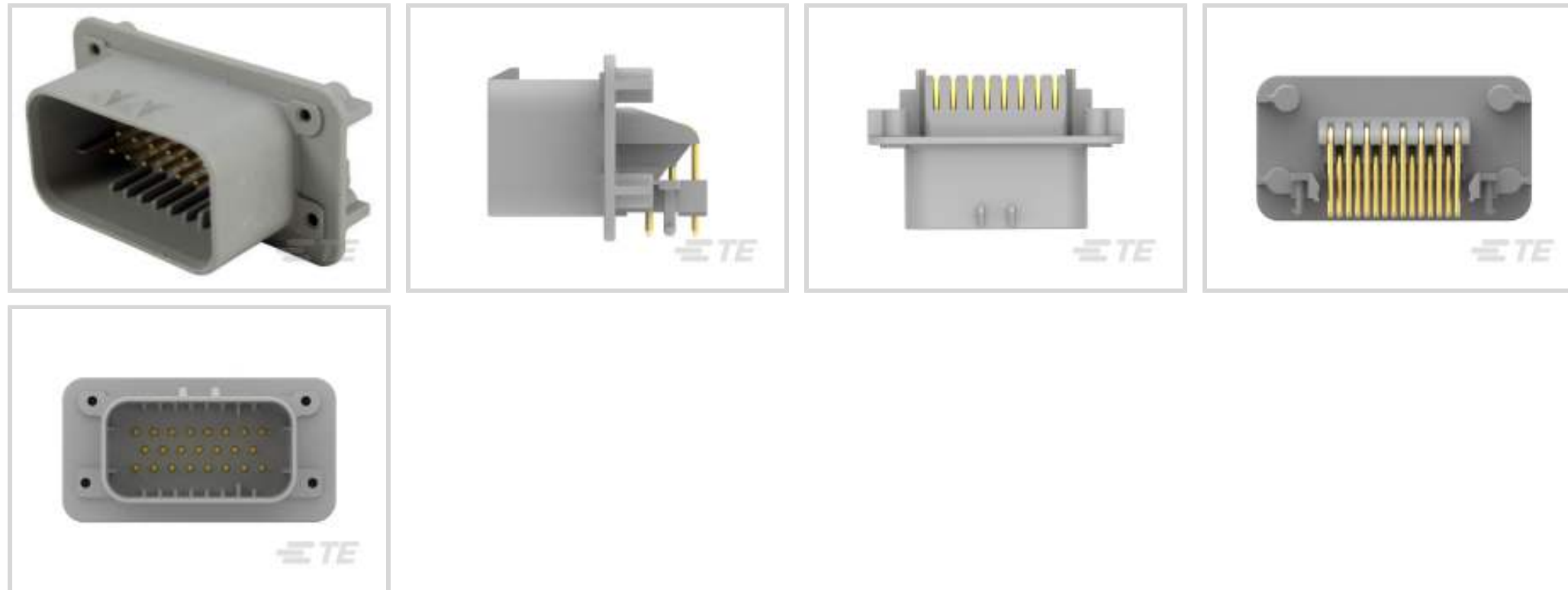
TE Internal #: 1-770669-4

PCB Mount Header, Right Angle, Wire-to-Board, 23 Position, 4 mm [.157 in] Centerline, Fully Shrouded, Gold, Through Hole - Solder, Sealable, AMPSEAL

[View on TE.com >](#)



Connectors > PCB Connectors > PCB Headers & Receptacles > AMPSEAL PCB Horizontal Headers



Connector System: **Wire-to-Board**

Number of Positions: **23**

Centerline (Pitch): **4 mm [ .157 in ]**

Sealable: **Yes**

PCB Mount Orientation: **Right Angle**

[All AMPSEAL PCB Horizontal Headers \(55\)](#)

## Features

### Product Type Features

|                                   |                       |
|-----------------------------------|-----------------------|
| PCB Connector Assembly Type       | PCB Mount Header      |
| Header Type                       | Fully Shrouded        |
| Connector System                  | Wire-to-Board         |
| Sealable                          | Yes                   |
| Connector & Contact Terminates To | Printed Circuit Board |

### Configuration Features

|                       |             |
|-----------------------|-------------|
| Number of Positions   | 23          |
| PCB Mount Orientation | Right Angle |
| Number of Rows        | 3           |

### Body Features

|                       |      |
|-----------------------|------|
| Primary Product Color | Gray |
|-----------------------|------|

### Contact Features



|                                      |      |
|--------------------------------------|------|
| Contact Type                         | Pin  |
| Contact Mating Area Plating Material | Gold |
| Contact Current Rating (Max)         | 17 A |

#### Termination Features

|   |                       |
|---|-----------------------|
| Termination Method to Printed Circuit Board | Through Hole - Solder |
|---|-----------------------|

#### Mechanical Attachment

|                         |              |
|-------------------------|--------------|
| Mating Alignment        | With         |
| PCB Mount Alignment     | With         |
| PCB Mount Retention     | With         |
| Connector Mounting Type | Fixing Screw |

#### Housing Features

|                    |                |
|--------------------|----------------|
| Centerline (Pitch) | 4 mm [.157 in] |
|--------------------|----------------|

#### Usage Conditions

|                             |                             |
|-----------------------------|-----------------------------|
| Operating Temperature Range | -40 – 125 °C [-40 – 257 °F] |
|-----------------------------|-----------------------------|

#### Operation/Application

|                     |                |
|---------------------|----------------|
| Circuit Application | Power & Signal |
|---------------------|----------------|

#### Industry Standards

|                        |          |
|------------------------|----------|
| UL Flammability Rating | UL 94V-0 |
|------------------------|----------|

#### Packaging Features

|                |      |
|----------------|------|
| Packaging Type | Tray |
|----------------|------|

#### Product Compliance

[For compliance documentation, visit the product page on TE.com>](#)

|   |   |
|---|---|
| EU RoHS Directive 2011/65/EU                  | Compliant   |
| EU ELV Directive 2000/53/EC                   | Compliant   |
| China RoHS 2 Directive MIIT Order No 32, 2016 | No Restricted Materials Above Threshold   |
| EU REACH Regulation (EC) No. 1907/2006        | Current ECHA Candidate List: JUNE 2023 (235)<br>Candidate List Declared Against: JUNE 2023 (235)<br>Does not contain REACH SVHC |
| Halogen Content                               | Not Low Halogen - contains Br or Cl > 900 ppm.  |
| Solder Process Capability                     | Wave solder capable to 265°C  |


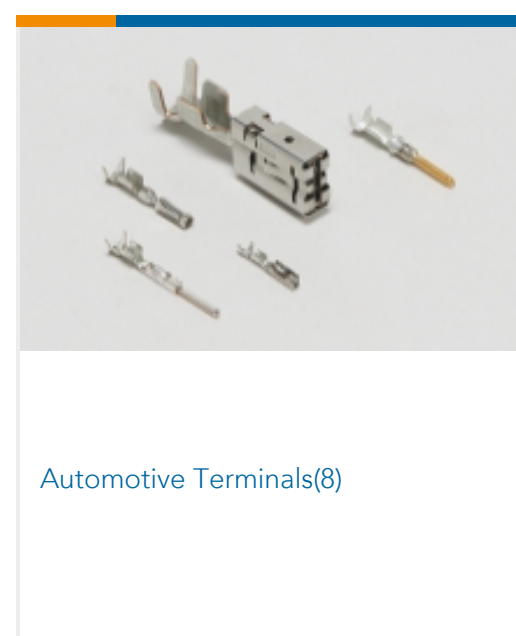
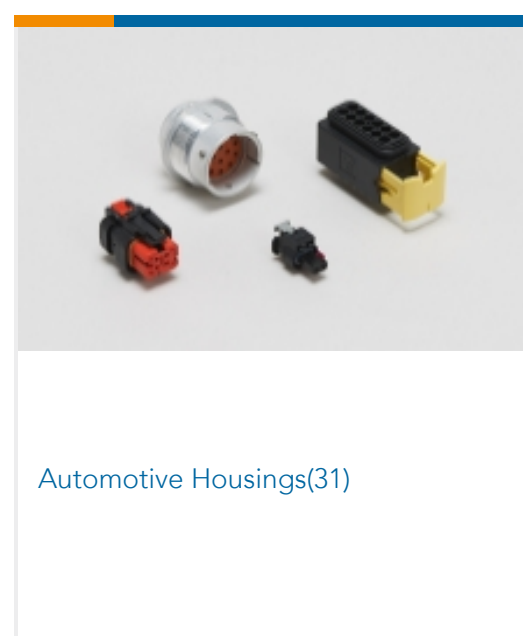
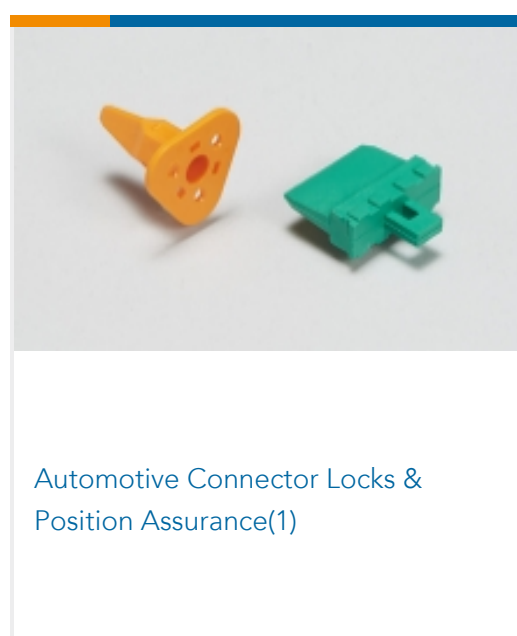
## Product Compliance Disclaimer

This information is provided based on reasonable inquiry of our suppliers and represents our current actual knowledge based on the information they provided. This information is subject to change. The part numbers that TE has identified as EU RoHS compliant have a maximum concentration of 0.1% by weight in homogenous materials for lead, hexavalent chromium, mercury, PBB, PBDE, DBP, BBP, DEHP, DIBP, and 0.01% for cadmium, or qualify for an exemption to these limits as defined in the Annexes of Directive 2011/65/EU (RoHS2). Finished electrical and electronic equipment products will be CE marked as required by Directive 2011/65/EU. Components may not be CE marked. Additionally, the part numbers that TE has identified as EU ELV compliant have a maximum concentration of 0.1% by weight in homogenous materials for lead, hexavalent chromium, and mercury, and 0.01% for cadmium, or qualify for an exemption to these limits as defined in the Annexes of Directive 2000/53/EC (ELV). Regarding the REACH Regulation, the information TE provides on SVHC in articles for this part number is based on the latest European Chemicals Agency (ECHA) 'Guidance on requirements for substances in articles' posted at this URL: <https://echa.europa.eu/guidance-documents/guidance-on-reach>

## Compatible Parts



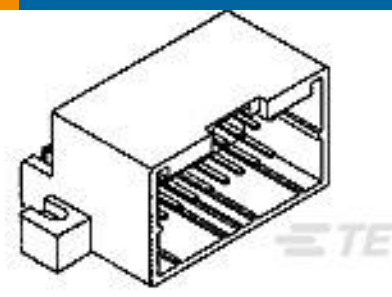
## Also in the Series | AMPSEAL



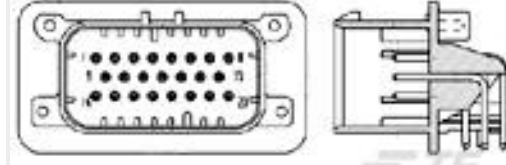
## Customers Also Bought



TE Part #DT06-08SA-CE05  
PLG, 8P, GRY, E, SEAL RET, CAP, A



TE Part #174053-2  
040 MULTILOCK I/O CONN 16PASSY



TE Part #776087-4  
23POS,PIN DIA 1.3,HDR ASSY,90DEG,  
COD 4



TE Part #DT15-12PD-B016  
DEUTSCH DT Headers  
COD 4



TE Part #DRC20-50P08  
HDR, 50P, BLK, ST, AU/NI/CU, 08



TE Part #DTM13-12PB-R005  
HDR, 12P, BLK, RA, NI/CU, B

## Documents

### Product Drawings

[23POS,PIN DIA 1.3,HDR ASSY,90DEG,COD 4](#)

English

### CAD Files

[3D PDF](#)

3D

Customer View Model

[ENG\\_CVM\\_CVM\\_1-770669-4\\_P.2d\\_dxf.zip](#)

English

Customer View Model

[ENG\\_CVM\\_CVM\\_1-770669-4\\_P.3d\\_igs.zip](#)

English

Customer View Model

[ENG\\_CVM\\_CVM\\_1-770669-4\\_P.3d\\_stp.zip](#)

English

By downloading the CAD file I accept and agree to the [Terms and Conditions](#) of use.

### Datasheets & Catalog Pages

[AMPSEAL Connector Catalog](#)

English

[ICT Terminals and Connectors Catalogue](#)

English

[CONNECTOR SELECTOR](#)

English

### Product Specifications



### Application Specification

English

---

### Instruction Sheets

#### Instruction Sheet (U.S.)

English

---

### Agency Approvals

#### UL Report

English