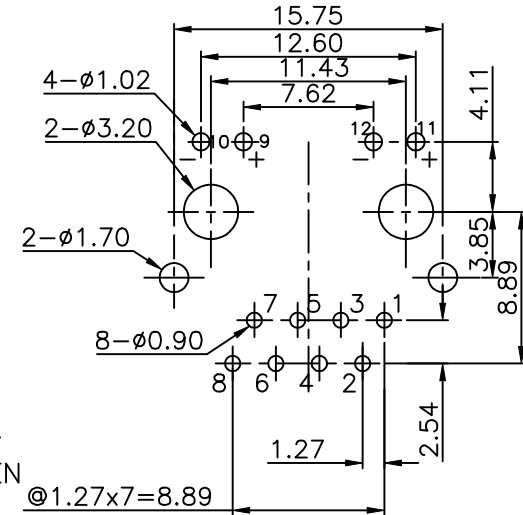
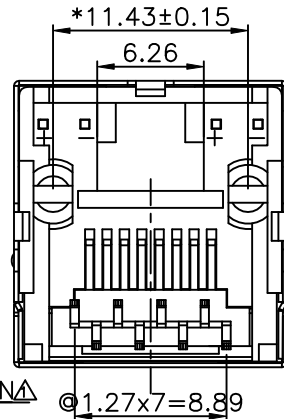
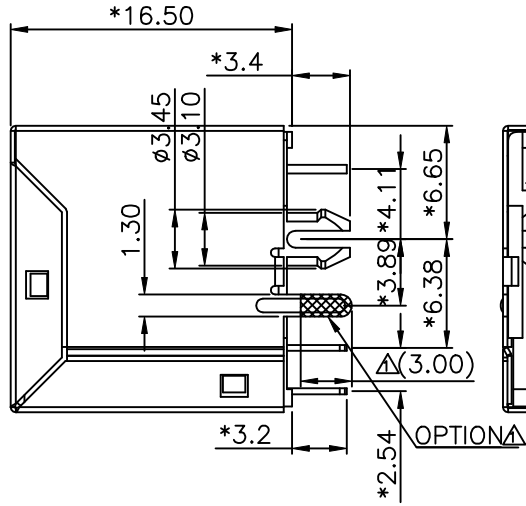
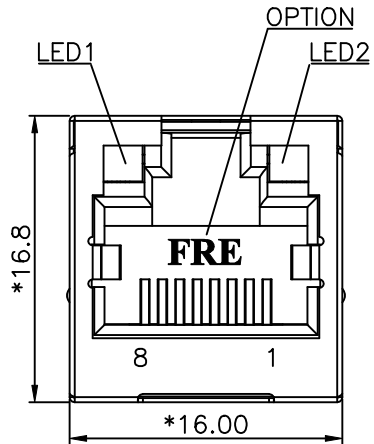


REVISION RECORD				
REV	ECO	DESCRIPTION	DRFT	CHKD
▲		DRAWING MODIFY	JANN 05/12/15	



- | | | | | | | | | | | | |
|-------------------------|------------|-------------------------|------------|-------------------------|------------|-------------------------|------------|-------------------------|------------|------------|------------|
| LED1
10 | LED2
12 | LED1
10 | LED2
12 | LED1
10 | LED2
12 | LED1
10 | LED2
12 | LED1
10 | LED2
12 | LED1
10 | LED2
12 |
| GREEN | GREEN | GREEN | YELLOW | YELLOW | YELLOW | YELLOW | GREEN | YELLOW/GREEN | GREEN | | |
| FOR P/N: E5288-XX005X-L | | FOR P/N: E5288-XX0C0X-L | | FOR P/N: E5288-RA0C1X-L | | FOR P/N: E5288-RA0C2X-L | | FOR P/N: E5288-3A0C3X-L | | | |

NOTES:
ELECTRICAL:

- VOLTAGE RATING : 125 VAC RMS.
- CURRENT RATING : 1.5 AMP.
- CONTACT RESISTANCE : 30 MILLIOHMS MAX.
- INSULATION RESISTANCE: 1000 MEGOHMS MIN @ 500 VDC.
- DIELECTRIC STRENGTH : 1000 VDC RMS 60Hz, 1MIN.

MECHANICAL:

- SHIELD MATERIAL : BRASS C2680 t=0.25mm.
- HOUSING MATERIAL : FR50UL94V-0
HOUSING COLOR : BLACK
- CONTACT MATERIAL : PHOSPHOR BRONZE t=0.35mm.
- PLATING : GOLD PLATING OVER NICKEL.
- OPERATING LIFE : 750 CYCLES MIN.
- PCB RETENTION PRE-SOLDER : 1 LB MIN.
- PCB RETENTION POST-SOLDER: 10 LBS MIN.
- LED'S CHARACTERISTICS:
8-1.POWER DISSIPATION:80MW MAX.
8-2.FORWARD CURRENT:30MA MAX.
8-3.FORWARD VOLTAGE:2.2 VOLTS TYPICAL.
8-4.REVERSE VOLTAGE:5.0VOLTS MAX.
8-5.PEAR EMISSION WAVELENGTH:GREEN LED 568nm TYPICAL.
YELLOW LED 589 nm TYPICAL.
8-6.ANODE → CATHODE

ENVIRONMENTAL:

- STORAGE : -40°C TO +85°C.
- OPERATION: 0°C TO +70°C.
- WAVE SOLDER TEMPERATURE: 230°C ~250°C.
5~10 SECONDS

MATES WITH MODULAR PLUG CONFORMING TO
FCC PART 68, SUBPART F.
CUL FILE NO. E163191

ROHS PART NUMBER: E5288-XX0XXX-L

- L1- 3u" 2- 6u" 3-15u"
- 4-30u" 5-50u"
- 05-LED1 GREEN LED2 GREEN
- C0-LED1 GREEN LED2 YELLOW
- C1-LED1 YELLOW LED2 YELLOW
- C2-LED1 YELLOW LED2 GREEN
- C3-LED1 YELLOW/GREEN LED2 GREEN

DETACHED LISTS	MM (INCH)	DFTO ANKUE	DATE 05/20/05	FULL RISE ELECTRONIC CO., LTD		
	TOLERANCES EXCEPT AS NOTED	CHKD ANKUE	DATE 2005/12/18			
	MM	MFO	DATE	TITLE RJ45 TOP ENTRY PCB JACK(W/LED)		
	.0 ±0.20	APPVL-LUSHENG	DATE 2005/12/18			
.00 ±0.15	MATERIAL :	DRAWING NO. GE523120-LC		SIZE	REV	
.000 ±0.075	ANGLES ±	QTY :	/PART NO. SEE NOTE		A3	1
THIRD ANGLE PROJECTION	FINISH :	SCALE :	DO NOT SCALE DRAWING		SHEET X	OF Y