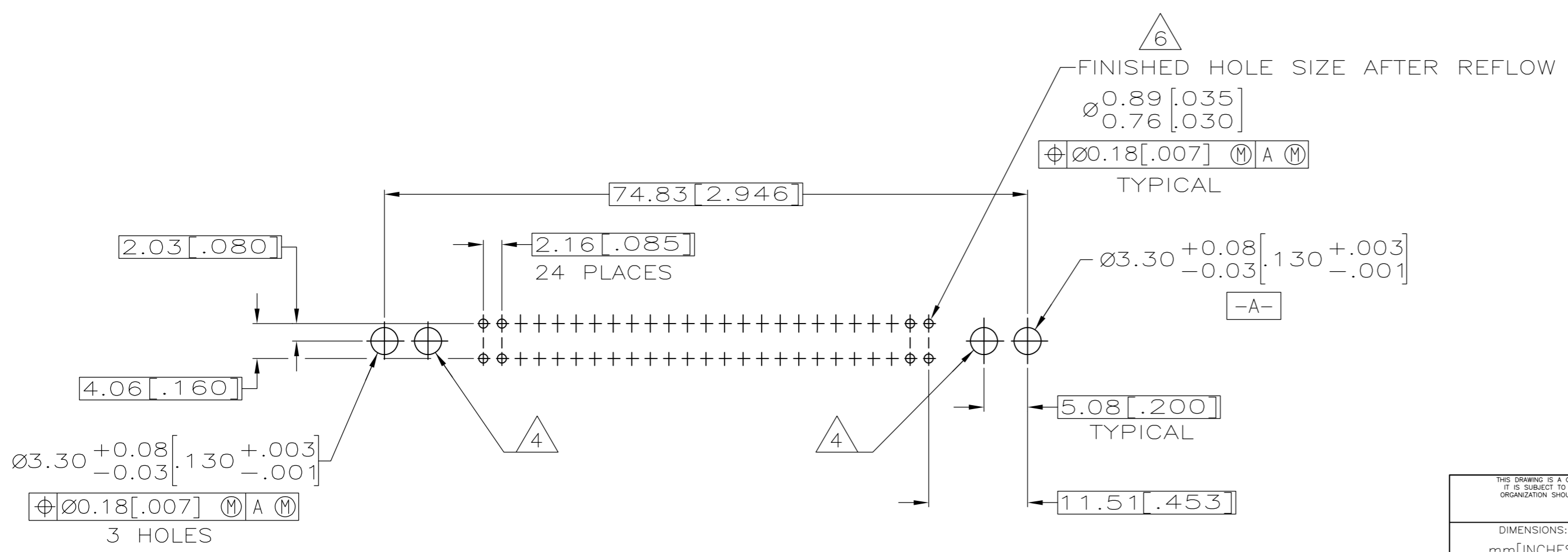
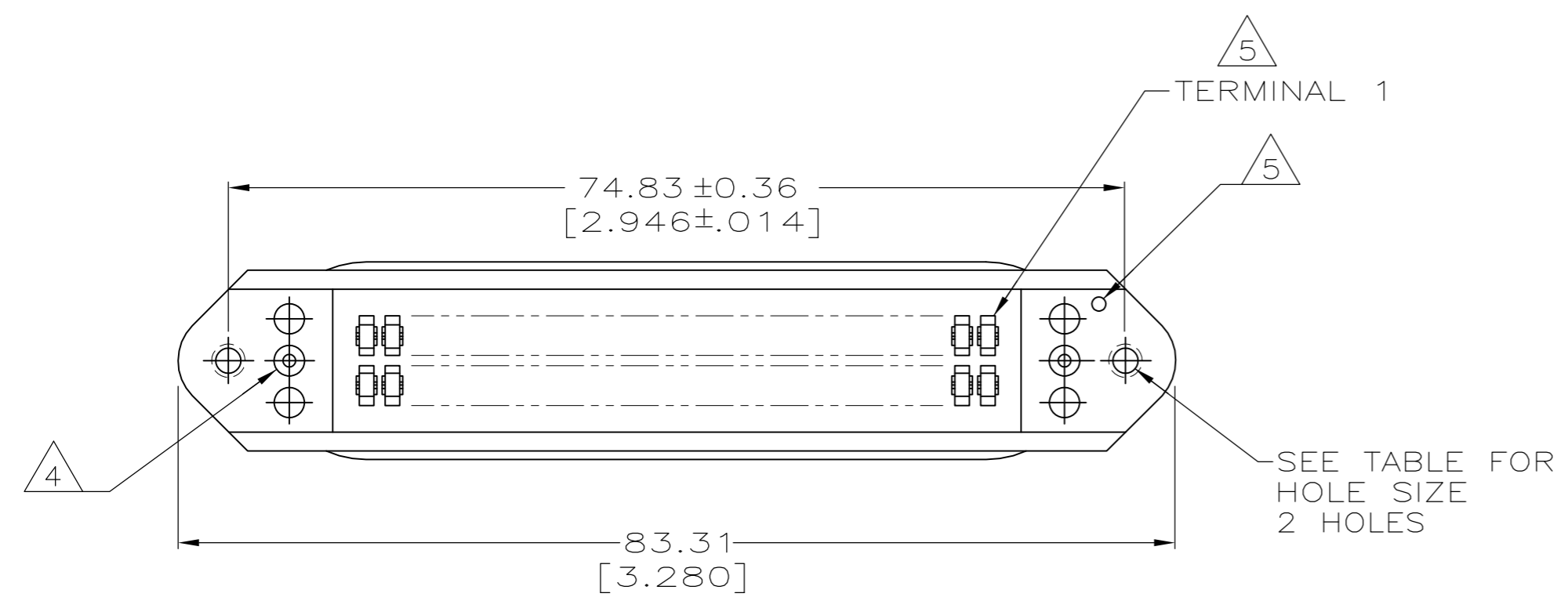
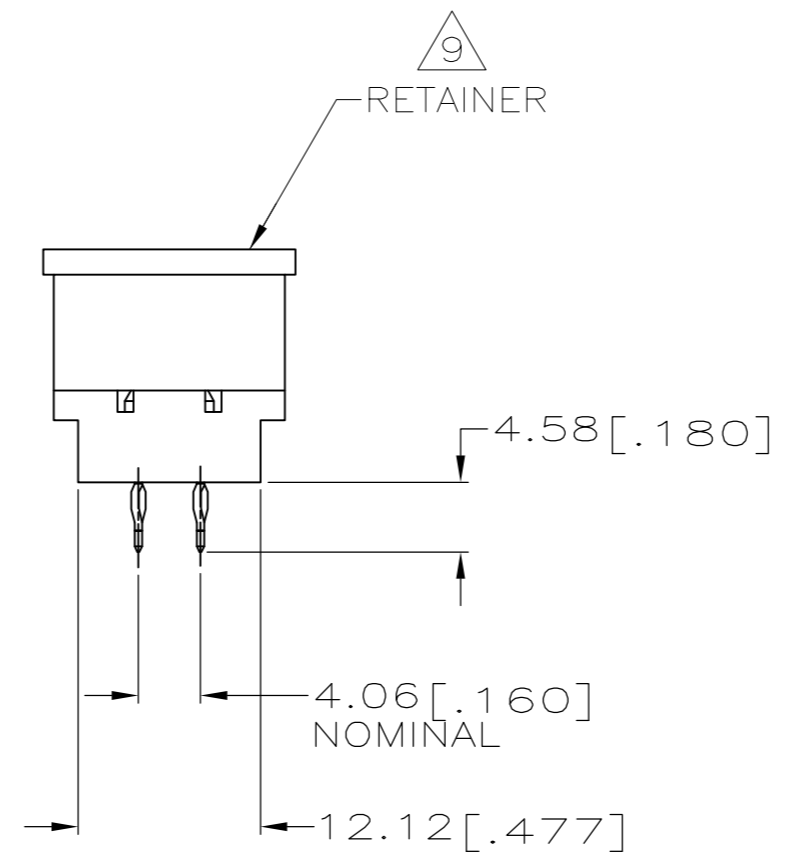
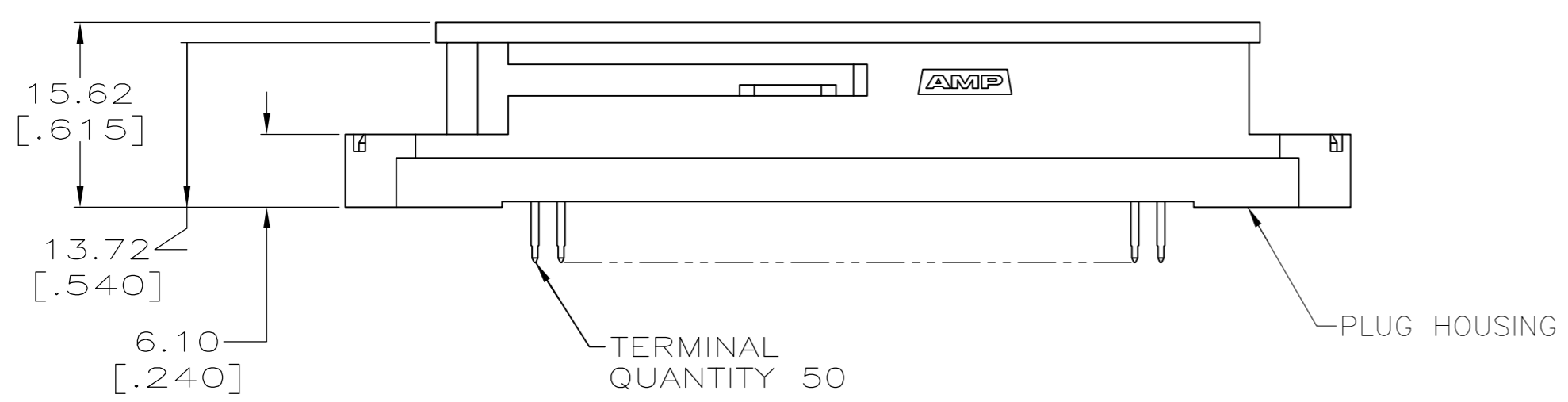


LOC	DIST	REVISIONS					
		P	LTR	DESCRIPTION	DATE	DWN	APVD
AA	20						
		D		REVISED; EC 0UFO-0130-01	28SEP01	DLD	EWB
		D1		REV PER ECO-09-021510	12SEP09	KK	AEG



PRINTED CIRCUIT BOARD MOUNTING DIMENSIONS

- DIMENSIONS ARE MAXIMUM UNLESS OTHERWISE SPECIFIED.
- MATERIAL: HOUSING - POLYESTER MOLDING COMPOUND BLACK.
 TERMINAL - COPPER ALLOY PLATED WITH 0.76μm [.000030] MINIMUM THICK GOLD ON MATING SURFACE AND 0.13μm [.000005] MINIMUM THICK GOLD ON ACTION PIN AREA OVER 1.27μm [.000050] MINIMUM THICK NICKEL UNDERPLATE OVER ENTIRE TERMINAL.
 RETAINER - POLYETHYLENE, NATURAL.
- THE CONTACT SURFACES OF THE TERMINALS ARE COATED WITH LUBRICANT.
- OPTIONAL MOUNTING HOLE FOR SELF-TAPPING SCREW.
- THRU HOLE ON HOUSING FLANGE INDICATES POSITION 1 LOCATION.
- ALL PLATED-THRU HOLES SHALL BE PER AMP SPEC 115-6072.
- 222N[50 LBS] MINIMUM FORCE REQUIRED TO UNSEAT CONNECTOR FROM PRINTED CIRCUIT BOARD WITHOUT USE OF HARDWARE.
- CENTER-TO-CENTER SPACING OF TERMINALS IS .085 NOMINAL.
- RETAINER MUST REMAIN INSTALLED UNTIL AFTER CONNECTOR HAS BEEN INSERTED INTO PCB HOLES.
- OBSOLETE PARTS: OBSOLETE CIS STREAMLINING PER D.RENAUD/D.SINISI

OBsolete	$\phi 3.05-3.30 [1.20-.130]$	554758-3
	4-40 UNC-2B	554758-1
	MAKE FROM	PART NUMBER

THIS DRAWING IS A CONTROLLED DOCUMENT FOR AMP INCORPORATED. IT IS SUBJECT TO CHANGE AND THE CONTROLLING ENGINEERING ORGANIZATION SHOULD BE CONTACTED FOR THE LATEST REVISION.		DWN A. HOLT 05 APR 85	AMP Incorporated Harrisburg, PA 17105-3608	
DIMENSIONS: mm[INCHES]		CHK B. FOX 05 JUN 85	NAME	
TOLERANCES UNLESS OTHERWISE SPECIFIED:		APVD R. FLAHERTY 05 JUN 85	PLUG ASSEMBLY, 50 POSITION, SELF-RETAINED, ACTION PIN, CHAMP-LOK	
0 PLC ±-	1 PLC ±-	PRODUCT SPEC	SIZE	CAGE CODE
2 PLC ±-	3 PLC ±-	APPLICATION SPEC	A2	00779
4 PLC ±-	ANGLES ±-	WEIGHT	SCALE	DRAWING NO
FINISH ±-		-	2:1	C-554758
MATERIAL	FINISH	CUSTOMER DRAWING	SHEET	RESTRICTED TO
			1 OF 1	-
			REV	D1

554758