

1-1734775-1 ✓ ACTIVE

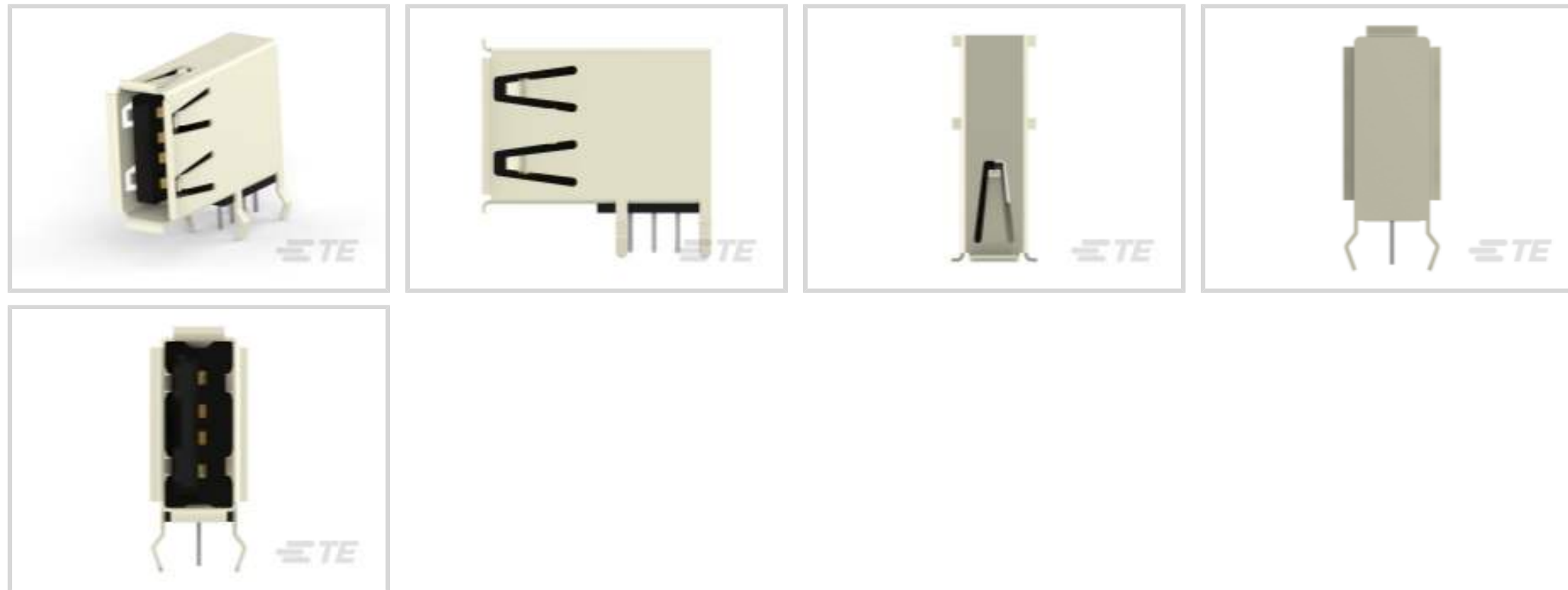


TE Internal #: 1-1734775-1

USB Connectors, A, 2.0, Standard Profile, Receptacle, 1 Port, Top, Perpendicular Right Angle, Box & Tray / Tray, Flush, Through Hole - Solder

[View on TE.com >](#)

Connectors > Audio & Video Connectors > USB Connectors



USB Adapter Type: **A**

USB Version: **2.0**

Connector Profile: **Standard**

Connector & Housing Type: **Receptacle**

Number of Ports: **1**

Features

Product Type Features

USB Adapter Type	A
USB Version	2.0
Connector & Housing Type	Receptacle
Connector System	Cable-to-Board
Connector & Contact Terminates To	Printed Circuit Board
USB Connector Type	USB 2.0 Type-A

Configuration Features

Number of Mounting Legs	4
Number of Ports	1
Number of Positions	4

Body Features

Shell Plating Material	Nickel over Copper
Connector Profile	Standard

Contact Features

--	--



Contact Mating Area Plating Material Thickness	.76 μm [29.92 μin]
Contact Mating Area Plating Material	Gold Flash over Palladium Nickel
Contact Current Rating (Max)	1.5 A

Termination Features

Termination Post & Tail Length	3.3 mm[.13 in]
Termination Method to Printed Circuit Board	Through Hole - Solder

Mechanical Attachment

Locking Feature	Without
PCB Mount Location	Top
PCB Connector Seating	Flush
PCB Mount Retention Type	Kinked Legs
Panel Mount Feature Type	Flange
Connector Mounting Type	Board Mount

Housing Features

Housing Material	Thermoplastic
Housing Color	Black
Body Orientation	Perpendicular Right Angle
Centerline (Pitch)	2 mm, 2.5 mm[.078 in][.098 in]

Dimensions

PCB Thickness (Recommended)	1.6 mm[.063 in]
-----------------------------	-----------------

Usage Conditions

Soldering Temperature (Max)	240 $^{\circ}\text{C}$ [464 $^{\circ}\text{F}$]
Mating Cycles (Max)	250
Operating Temperature Range	0 – 50 $^{\circ}\text{C}$ [32 – 122 $^{\circ}\text{F}$]

Operation/Application

Halogen Free	No
Circuit Application	Power & Signal

Industry Standards

Moisture Sensitivity Level	1
Industry Standard	USB 2.0
UL Flammability Rating	UL 94V-0

Packaging Features



Packaging Quantity	100
Packaging Method	Box & Tray, Tray

Product Compliance

[For compliance documentation, visit the product page on TE.com>](#)

EU RoHS Directive 2011/65/EU	Compliant
EU ELV Directive 2000/53/EC	Compliant
China RoHS 2 Directive MIIT Order No 32, 2016	No Restricted Materials Above Threshold
EU REACH Regulation (EC) No. 1907/2006	Current ECHA Candidate List: JUNE 2023 (235) Candidate List Declared Against: JAN 2023 (233) Does not contain REACH SVHC
Halogen Content	Not Low Halogen - contains Br or Cl > 900 ppm.
Solder Process Capability	Wave solder capable to 265°C

Product Compliance Disclaimer

This information is provided based on reasonable inquiry of our suppliers and represents our current actual knowledge based on the information they provided. This information is subject to change. The part numbers that TE has identified as EU RoHS compliant have a maximum concentration of 0.1% by weight in homogenous materials for lead, hexavalent chromium, mercury, PBB, PBDE, DBP, BBP, DEHP, DIBP, and 0.01% for cadmium, or qualify for an exemption to these limits as defined in the Annexes of Directive 2011/65/EU (RoHS2). Finished electrical and electronic equipment products will be CE marked as required by Directive 2011/65/EU. Components may not be CE marked. Additionally, the part numbers that TE has identified as EU ELV compliant have a maximum concentration of 0.1% by weight in homogenous materials for lead, hexavalent chromium, and mercury, and 0.01% for cadmium, or qualify for an exemption to these limits as defined in the Annexes of Directive 2000/53/EC (ELV). Regarding the REACH Regulation, the information TE provides on SVHC in articles for this part number is based on the latest European Chemicals Agency (ECHA) 'Guidance on requirements for substances in articles' posted at this URL: <https://echa.europa.eu/guidance-documents/guidance-on-reach>


Compatible Parts



TE Part # 1827525-1
MECHATROLINK II CONNECTOR KIT



TE Part # 1-1734028-1
Std USB, Type A, Plug, Natural



TE Part # 1487599-1
USB, A-BLUNT,28/28,BLK,0.83M



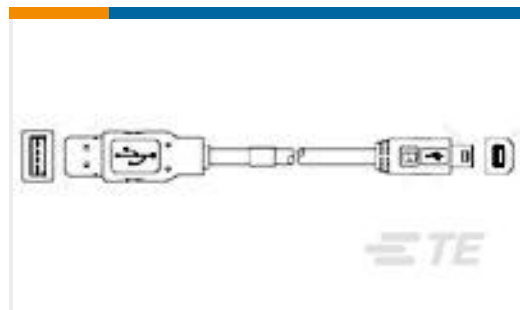
TE Part # 1734028-1
Std USB Type A, Plug, Natural



TE Part # 1487593-1
USB, A-BLUNT,28/24,WHT,2.0M



TE Part # 1-1734028-3
Std USB, Type A, Plug



TE Part # 1496476-1
STD USB-A TO MINI-B ASSY, 1M



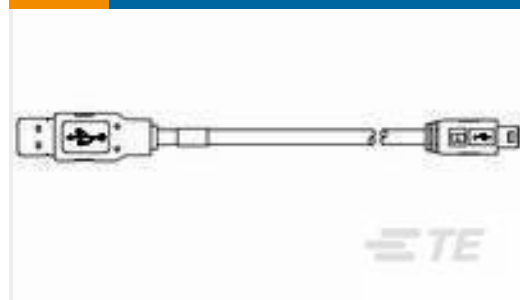
TE Part # 1487600-1
USB, A-BLUNT,28/26,BLK,1.0M



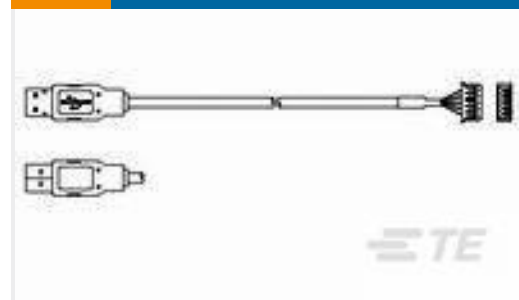
TE Part # 1487591-1
USB, A-BLUNT,28/28,WHT,0.83M



TE Part # 1487593-2
USB, A-BLUNT,28/24,WHT,1.5M



TE Part # 1929690-1
USB CABLE, USB A to Mini USB,Blue



TE Part # 2142872-1
cable assy, usb a plug to 5p hsg

Customers Also Bought



TE Part #8-2176070-2
3521 24K 1% 2W



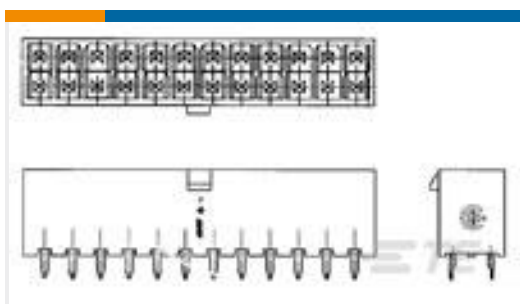
TE Part #1879335-7
CPF 0603 24R9 1% 50PPM 1K RL




TE Part #2367286-1
LTE ANTENNA COTS FPC ASSY
200mm Cable



TE Part #3-1393028-1
OACM-U = SLIM PCB MONT,3A,
120VAC-DC I/p



TE Part #1586768-4
4P VERT HDR VAL-U-LOK GW



TE Part #2299940-6
ZQSFP+ STACKED REC ASSEMBLY
2X1,HS



TE Part #2443357-1
MANNUAL TOOL

Documents

CAD Files

[3D PDF](#)

[3D](#)

Customer View Model

[ENG_CVM_CVM_1-1734775-1_C.2d_dxf.zip](#)

English

Customer View Model

[ENG_CVM_CVM_1-1734775-1_C.3d_igs.zip](#)

English



Customer View Model

[ENG_CVM_CVM_1-1734775-1_C.3d_stp.zip](#)

English

By downloading the CAD file I accept and agree to the [Terms and Conditions](#) of use.

Product Specifications

[USB CONNECTOR, RCPT. TYPE.](#)

English

Product Specification

English

Product Environmental Compliance

[MD_1-1734775-1_052120181449_dmtec](#)

English

[MD_1-1734775-1_052120181449_dmtec](#)

English