



**MICTOR**

TE Internal #: 5767054-6

PCB Mount Receptacle, Vertical, Board-to-Board, 228 Position, .64 mm [.025 in] Centerline, Fully Shrouded, Gold Flash over Palladium Nickel

[View on TE.com >](#)

Connectors > PCB Connectors > PCB Headers & Receptacles



PCB Connector Assembly Type: **PCB Mount Receptacle**

PCB Mount Orientation: **Vertical**

Connector System: **Board-to-Board**

Number of Positions: **228**

Centerline (Pitch): **.64 mm [ .025 in ]**

**Features**

**Product Type Features**

|                                   |                       |
|-----------------------------------|-----------------------|
| PCB Connector Assembly Type       | PCB Mount Receptacle  |
| Connector System                  | Board-to-Board        |
| Header Type                       | Fully Shrouded        |
| Sealable                          | No                    |
| Connector & Contact Terminates To | Printed Circuit Board |

**Configuration Features**

|                              |          |
|------------------------------|----------|
| Number of Power Positions    | 6        |
| Number of Columns            | 114      |
| Stackable                    | Yes      |
| Number of Signal Positions   | 228      |
| PCB Mount Orientation        | Vertical |
| Number of Positions          | 228      |
| Board-to-Board Configuration | Parallel |

**Electrical Characteristics**



|                                       |         |
|---------------------------------------|---------|
| Dielectric Withstanding Voltage (Max) | 500 VAC |
| Insulation Resistance                 | 2 MΩ    |
| Impedance                             | 228 Ω   |
| Operating Voltage                     | 30 VAC  |

### Signal Characteristics

|                        |         |
|------------------------|---------|
| Differential Signaling | Yes     |
| Data Rate              | 10 Gb/s |

### Body Features

|                       |       |
|-----------------------|-------|
| Primary Product Color | Black |
|-----------------------|-------|

### Contact Features

|   |   |
|---|---|
| Contact Mating Area Length                              | 1.63 mm[.064 in]                        |
| PCB Contact Termination Area Plating Material Thickness | 3.81 – 6.35 μm[149.9997 – 249.9995 μin] |
| Contact Layout  | Inline                                  |
| PCB Contact Termination Area Plating Material Finish    | Matte                                   |
| Contact Shape & Form                                    | Dual Beam                               |
| Contact Mating Area Plating Material Finish             | Matte                                   |
| PCB Contact Termination Area Plating Material           | Tin                                     |
| Contact Base Material                                   | Copper Alloy                            |
| Contact Mating Area Plating Material                    | Gold Flash over Palladium Nickel        |
|   | 4.99999 μin                             |
| Contact Type  | Socket                                  |
| Contact Current Rating (Max)                            | 11.5 A                                  |

### Termination Features

|   |                 |
|---|-----------------|
| Rectangular Termination Post & Tail Thickness | .2 mm[.008 in]  |
| Rectangular Termination Post & Tail Width     | .53 mm[.021 in] |
| Termination Method to Printed Circuit Board   | Surface Mount   |

### Mechanical Attachment

|                          |                |
|--------------------------|----------------|
| PCB Mount Alignment Type | Locating Posts |
| Mating Retention         | Without        |
| PCB Mount Retention Type | Boardlock      |
| Mating Alignment         | With           |
| Mating Alignment Type    | Polarized      |



|                         |             |
|-------------------------|-------------|
| PCB Mount Retention     | With        |
| PCB Mount Alignment     | With        |
| Connector Mounting Type | Board Mount |

### Housing Features

|                       |                  |
|-----------------------|------------------|
| Mating Entry Location | Top              |
| Centerline (Pitch)    | .64 mm [.025 in] |
| Housing Material      | Matte            |

### Dimensions

|                  |   |
|------------------|---|
| Connector Length | 88.9 mm [3.5 in]  |
| Connector Height | 5.99 mm [.236 in]   |
| Connector Width  | 6.9 mm [.272 in]  |
| Stack Height     | 6.6 mm, 9 mm, 10.92 mm, 12.57 mm, 17.96 mm, 18.75 mm, 20 mm, 22.86 mm [.9 in] |

### Usage Conditions

|                             |                             |
|-----------------------------|-----------------------------|
| Operating Temperature Range | -55 – 125 °C [-67 – 257 °F] |
|-----------------------------|-----------------------------|

### Operation/Application

|                     |        |
|---------------------|--------|
| Circuit Application | Signal |
|---------------------|--------|

### Industry Standards

|                        |                        |
|------------------------|------------------------|
| UL Rating              | Listed                 |
| Agency/Standard        | CSA, UL                |
| Approved Standards     | CSA 1195944, UL E28476 |
| UL Flammability Rating | UL 94V-0               |

### Packaging Features

|                    |           |
|--------------------|-----------|
| Packaging Quantity | 6         |
| Packaging Type     | Box, Tube |

### Product Compliance

[For compliance documentation, visit the product page on TE.com>](#)

|   |  |
|---|--|
| EU RoHS Directive 2011/65/EU                  | Compliant                                    |
| EU ELV Directive 2000/53/EC                   | Compliant                                    |
| China RoHS 2 Directive MIIT Order No 32, 2016 | No Restricted Materials Above Threshold      |
| EU REACH Regulation (EC) No. 1907/2006        | Current ECHA Candidate List: JUNE 2023 (235) |



Candidate List Declared Against: JAN 2023 (233)

Does not contain REACH SVHC






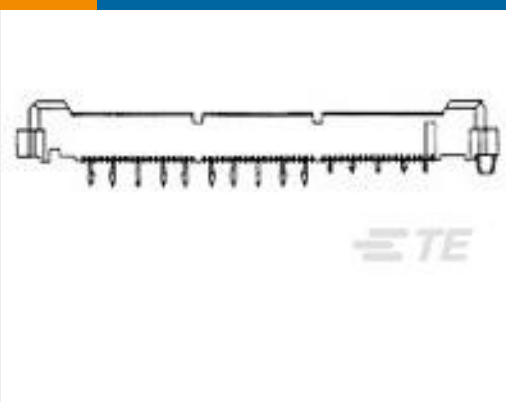
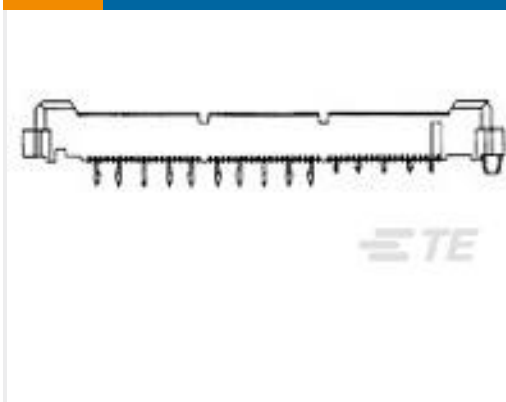
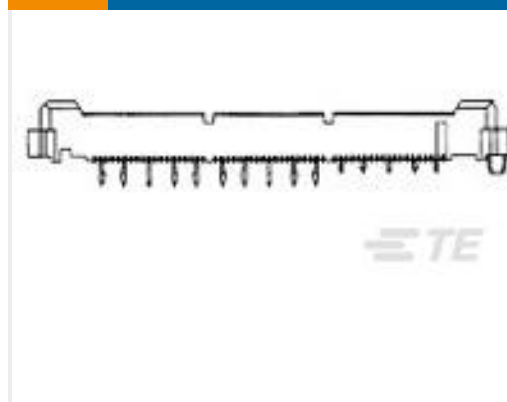
|                 |   |
|-----------------|---|
| Halogen Content | Low Halogen - Br, Cl, F, I < 900 ppm per homogenous material. Also BFR/CFR/PVC Free |
|-----------------|---|

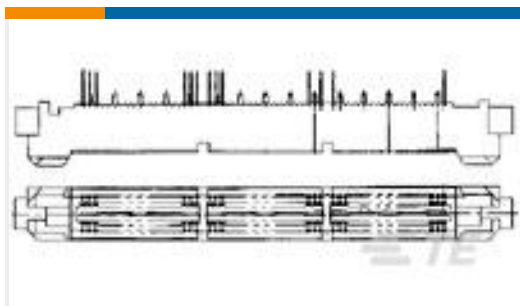
|                           |                                |
|---------------------------|--------------------------------|
| Solder Process Capability | Reflow solder capable to 260°C |
|---------------------------|--------------------------------|

Product Compliance Disclaimer

This information is provided based on reasonable inquiry of our suppliers and represents our current actual knowledge based on the information they provided. This information is subject to change. The part numbers that TE has identified as EU RoHS compliant have a maximum concentration of 0.1% by weight in homogenous materials for lead, hexavalent chromium, mercury, PBB, PBDE, DBP, BBP, DEHP, DIBP, and 0.01% for cadmium, or qualify for an exemption to these limits as defined in the Annexes of Directive 2011/65/EU (RoHS2). Finished electrical and electronic equipment products will be CE marked as required by Directive 2011/65/EU. Components may not be CE marked. Additionally, the part numbers that TE has identified as EU ELV compliant have a maximum concentration of 0.1% by weight in homogenous materials for lead, hexavalent chromium, and mercury, and 0.01% for cadmium, or qualify for an exemption to these limits as defined in the Annexes of Directive 2000/53/EC (ELV). Regarding the REACH Regulation, the information TE provides on SVHC in articles for this part number is based on the latest European Chemicals Agency (ECHA) 'Guidance on requirements for substances in articles' posted at this URL: <https://echa.europa.eu/guidance-documents/guidance-on-reach>

### Compatible Parts

|   |  |   |   |
|---|--|---|---|
|  <p>TE Part # 1-5767007-3<br/>MICT,260PLUG,228,ASSY,.025,REC</p> |  <p>TE Part # 5767117-6<br/>MICT,260,PLG,228,ASY,.025,PDNI</p> |  <p>TE Part # 5767006-6<br/>MICT,R/APLUG,228,ASY,.025,.062</p> |  <p>TE Part # 5767039-6<br/>MICTOR,RA PLUG,228,.093PCB,ASY</p> |
|  <p>TE Part # 1-5767005-3<br/>MICT,495PLUG,228,ASSY,.025,REC</p> |  <p>TE Part # 5767017-6<br/>MICT,900PLUG,228,ASSY,.025,REC</p> |  <p>TE Part # 5767025-6<br/>MICTOR .707 PLUG ASSY, 228 POS</p> |  <p>TE Part # 5767042-6<br/>MICT,738PLUG,228,ASSY,.025,EXT</p> |




TE Part # 5767055-6  
MICT,R/APLUG,ASSY,228,PDNI



TE Part # 5767056-6  
MICT,260,PLUG,228,ASSY,PDNI



TE Part # 5767057-6  
MICT,495,PLUG,228,PDNI



TE Part # 5767082-6  
MICT,495,PLUG,228,PDNI,BARBLES



TE Part # 5767116-6  
MICT,260PLG,228,ASY,.025,AUPLT

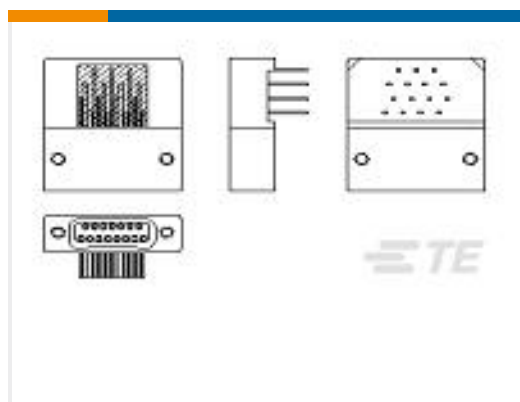


TE Part # 5767120-6  
MICT,495PLG,228,ASY,.025,AUPLT

## Customers Also Bought



TE Part #YDTS20W25-20PAV001  
RECP ASSY



TE Part #1589809-3  
STL015W6SN = THRU-HOLE



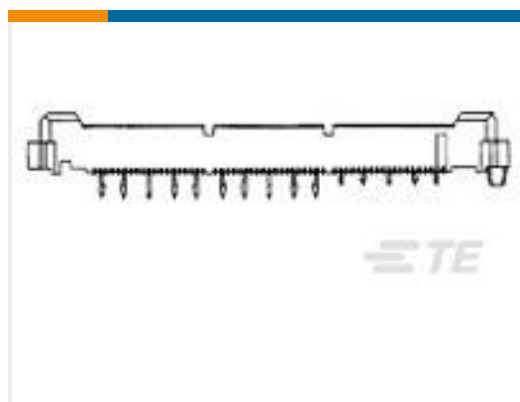
TE Part #2313225-2  
NanoRF, DC, 12 POS, AL




TE Part #2332627-1  
NanoRF, BP, 8 POS, SS, 67.3 COM



TE Part #2359410-1  
ASSEMBLY, HYBRID NanoRF/MT DC  
MODULE



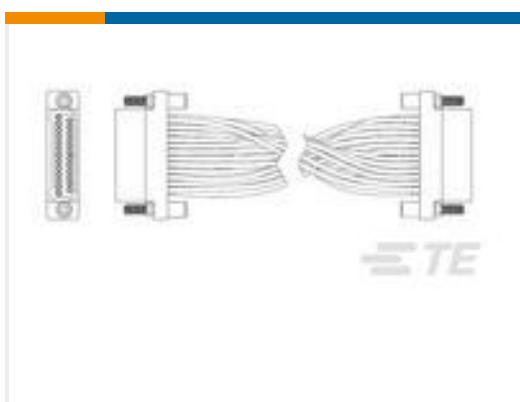
TE Part #5767017-6  
MICT,900PLUG,228,ASSY,.025,REC



TE Part #5767055-6  
MICT,R/APLUG,ASSY,228,PDNI



TE Part #767054-6  
MICT,RECPT,228,ASSY,PDNI



TE Part #9-1589737-2  
JTL015PP2DC006N =Wdualobe

## Documents



### Product Drawings

[MICT,RECPT,228,ASSY,PDNI](#)

English

---

### CAD Files

[3D PDF](#)

3D

Customer View Model

[ENG\\_CVM\\_CVM\\_5767054-6\\_O.2d\\_dxf.zip](#)

English

Customer View Model

[ENG\\_CVM\\_CVM\\_5767054-6\\_O.3d\\_igs.zip](#)

English

Customer View Model

[ENG\\_CVM\\_CVM\\_5767054-6\\_O.3d\\_stp.zip](#)

English

Customer View Model

[ENG\\_CVM\\_5767054-6\\_O.2d\\_dxf.zip](#)

English

Customer View Model

[ENG\\_CVM\\_5767054-6\\_O.3d\\_igs.zip](#)

English

Customer View Model

[ENG\\_CVM\\_5767054-6\\_O.3d\\_stp.zip](#)

English

[3D PDF](#)

English

By downloading the CAD file I accept and agree to the [Terms and Conditions](#) of use.

---

### Datasheets & Catalog Pages

[MICTOR Interconnection System](#)

English

[Fine Pitch Stacking Connectors - 0.635mm MICTOR Connectors](#)

English

---

### Product Specifications

[Application Specification](#)

English