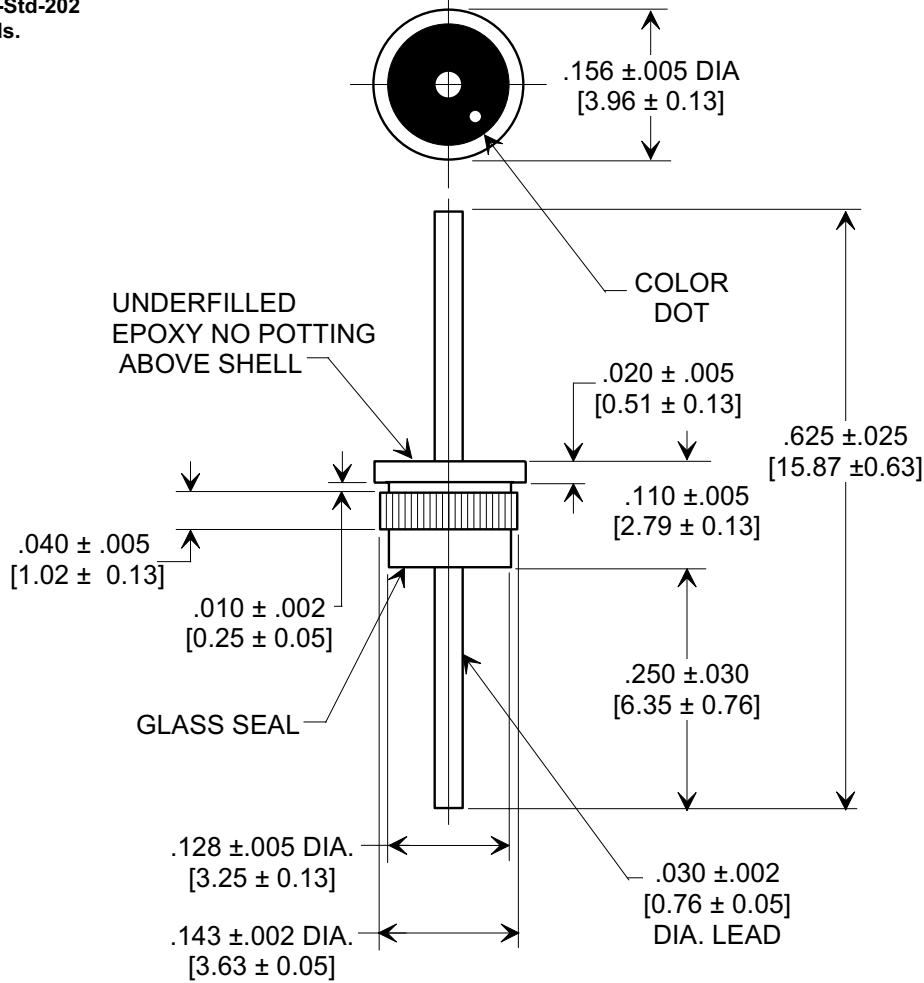
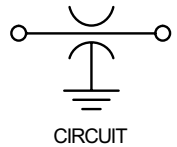
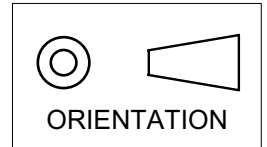


MARKETING SALES DRAWING

DIMENSIONS IN INCHES - DO NOT SCALE THIS DRAWING
 DIMENSIONS IN METRIC - []

Electrical Testing
 per Tusonix standard
 test plans and Mil-Std-202
 Test Methods.



NOTES:

1. Gold plating, type III (99.9% min.), 100 microinch thickness over 200 microinch nickel underplate.
2. Epoxy sealed on opposite end from glass.
3. Max. recommended terminal soldering temperature: 260°C.
4. Recommended mounting hole: .136/.137 [3.45/3.48]. Hole must be free of insulating material. Proper installation requires firm, steady pressure until flange is fully seated.
5. Operating temperature range: -55°C to +125°C.
6. Tusonix Standard part number: 4304-003.
 Tusonix RoHS compliant part number: 4304-003 LF.
 Customer must specify Standard or RoHS part number when ordering.
7. RoHS compliant part marked with additional dark green dot for identification.

Cx (pF)	DC Working Voltage		DC Current (Amps)	Dielectric Withstanding Voltage (VDC)	Insulation Resistance Min @ 100 (VDC)	MIN. NO LOAD INSERTION LOSS (dB) @ 25° C PER MIL-STD-220					COLOR CODE
	85°C	125°C				1 MHz	10 MHz	100 MHz	1GHz	10 GHz	
100 GMV	300	200	5	500	10 G	---	---	3	20	28	GREEN

X-2015 Rev-0

REVISION RECORD	Original Release C.O.	0 DIM. REV'D .040 ± .005 WAS +.005 / -.000 L.E. 10-04-01 1 INSERTION LOSS TABLE REV'D 28 WAS 33 L.E. 02-08-02 2 COLOR CODE & NOTE 5 ADDED L.E. 01-08-03 3 POTTING ABOVE SHELL REMOVED L.E. 03-07-03 4 ADDED NOTES 6 & 7. S.M. 05-31-05 5 20050513-4-37	--TOLERANCES-- Unless Otherwise Specified	Title PRESS-IN EMI FILTER		
	WAS SK 7718-005 L.E. 09-05-01		DECIMAL ±	Drawn L.E. 08-03-01	Scale 5 X	
	20010829-2-07		ANGLES ±	Approved B.M. 08-03-01		A
	20010921-7-06		TUSONIX TUCSON, ARIZONA	4304-003		
	20020207-1-02					